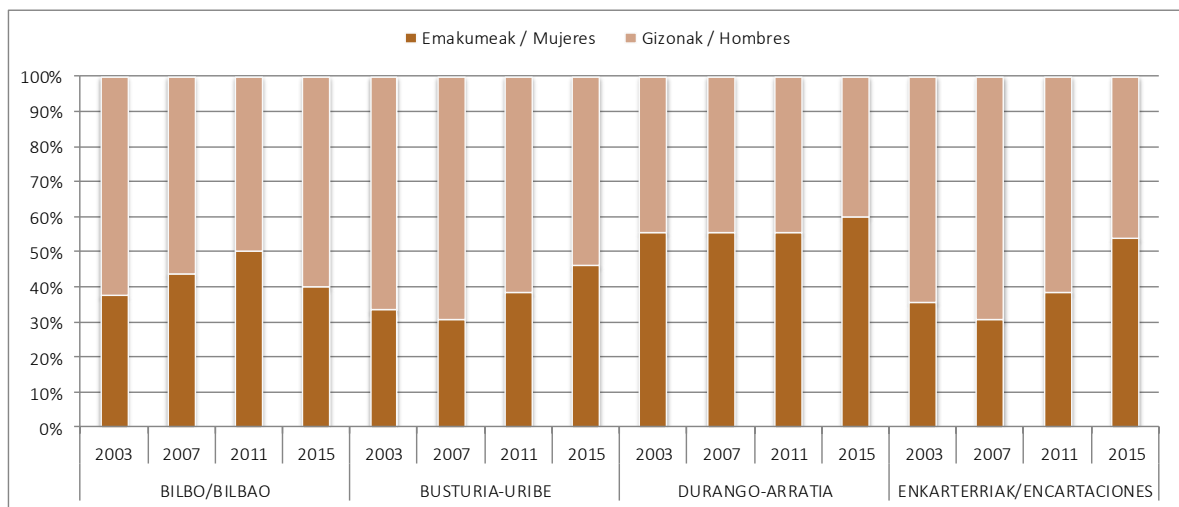


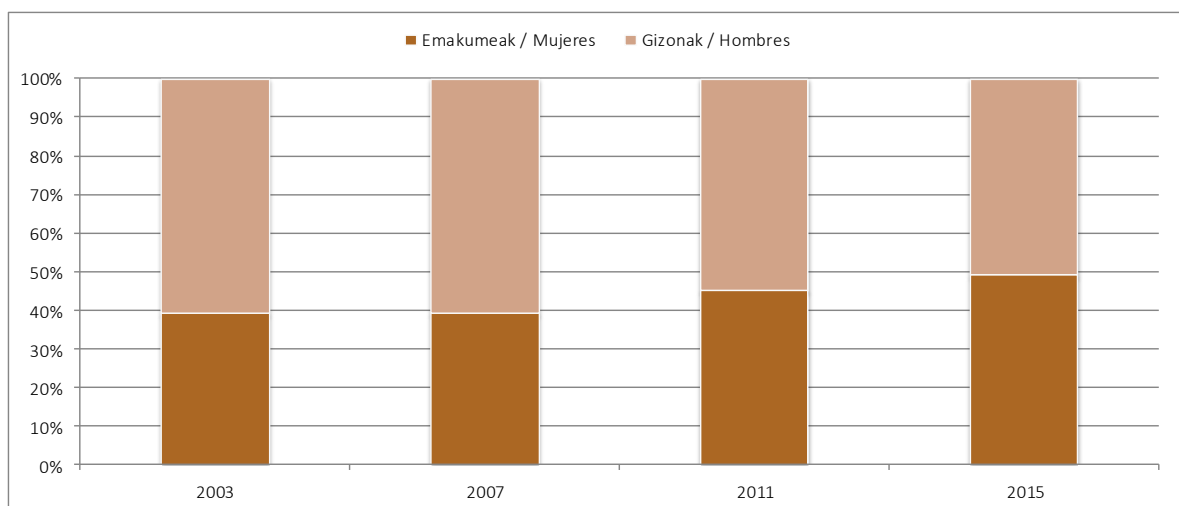
Hauteskundeetako emaitzak / Resultados electorales

Emakume hautetsiak guztira / Total de mujeres electas

	2003		2007		2011		2015	
Hautesbarrutia / Circunscripción	n	%	n	%	n	%	n	%
BILBO/BILBAO	6	38%	7	44%	8	50%	6	40%
BUSTURIA-URIBE	4	33%	4	31%	5	38%	6	46%
DURANGO-ARRATIA	5	56%	5	56%	5	56%	6	60%
ENKARTERRIAK/ENCARTACIONES	5	36%	4	31%	5	38%	7	54%
BIZKAIA	20	39%	20	39%	23	45%	25	49%

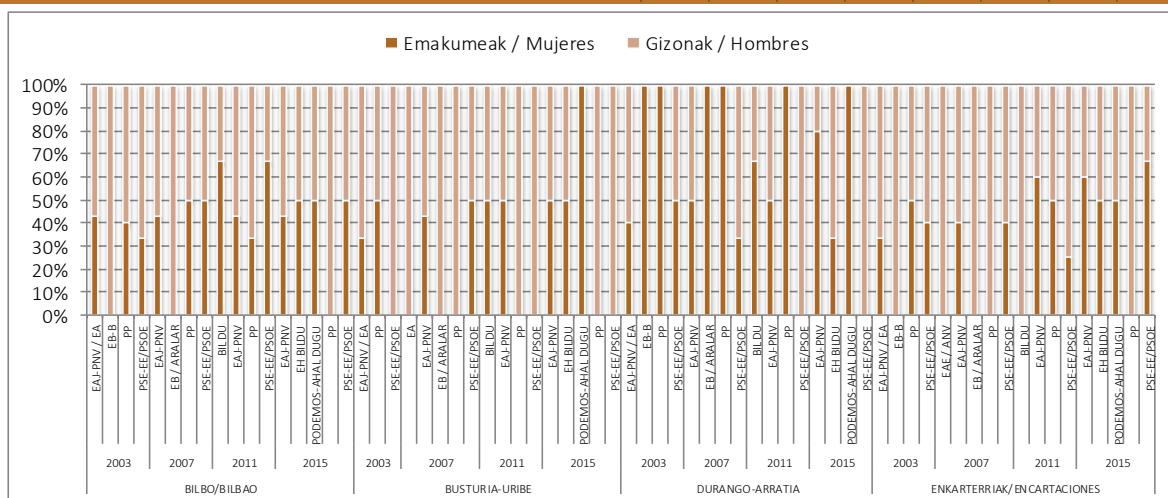


BIZKAIA



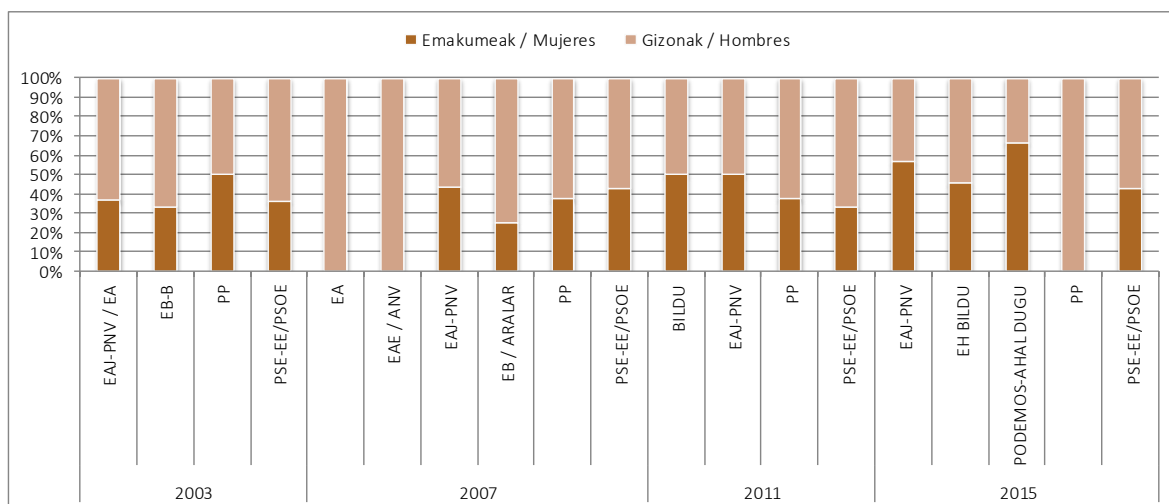
Emakume hautetsiak alderdiaren arabera / Mujeres electas por partido político

Hautesbarrutia / Circunscripción	Alderdia / Partido	2003		2007		2011		2015	
		n	%	n	%	n	%	n	%
BILBO/BILBAO	BILDU					2	67%		
	EAJ-PNV			3	43%	3	43%	3	43%
	EAJ-PNV / EA	3	43%						
	EB / ARALAR			0	0%				
	EB-B	0	0%						
	EH BILDU							1	50%
	PODEMOS-AHAL DUGU							1	50%
	PP	2	40%	2	50%	1	33%	0	0%
	PSE-EE/PSOE	1	33%	2	50%	2	67%	1	50%
BILBO/BILBAO		6	38%	7	44%	8	50%	6	40%
BUSTURIA-URIBE	BILDU					2	50%		
	EA			0	0%				
	EAJ-PNV			3	43%	3	50%	3	50%
	EAJ-PNV / EA	3	33%						
	EB / ARALAR			0	0%				
	EH BILDU							2	50%
	PODEMOS-AHAL DUGU							1	100%
	PP	1	50%	0	0%	0	0%	0	0%
	PSE-EE/PSOE	0	0%	1	50%	0	0%	0	0%
BUSTURIA-URIBE		4	33%	4	31%	5	38%	6	46%
DURANGO-ARRATIA	BILDU					2	67%		
	EAJ-PNV			2	50%	2	50%	4	80%
	EAJ-PNV / EA	2	40%						
	EB / ARALAR			1	100%				
	EB-B	1	100%						
	EH BILDU							1	33%
	PODEMOS-AHAL DUGU							1	100%
	PP	1	100%	1	100%	1	100%		
	PSE-EE/PSOE	1	50%	1	33%	0	0%	0	0%
DURANGO-ARRATIA		5	56%	5	56%	5	56%	6	60%
ENKARTERRIAK/ENCARTACIONES	BILDU					0	0%		
	EAE / ANV			0	0%				
	EAJ-PNV			2	40%	3	60%	3	60%
	EAJ-PNV / EA	2	33%						
	EB / ARALAR			0	0%				
	EB-B	0	0%						
	EH BILDU							1	50%
	PODEMOS-AHAL DUGU							1	50%
	PP	1	50%	0	0%	1	50%	0	0%
	PSE-EE/PSOE	2	40%	2	40%	1	25%	2	67%
ENKARTERRIAK/ENCARTACIONES		5	36%	4	31%	5	38%	7	54%
BIZKAIA		20	39%	20	39%	23	45%	25	49%



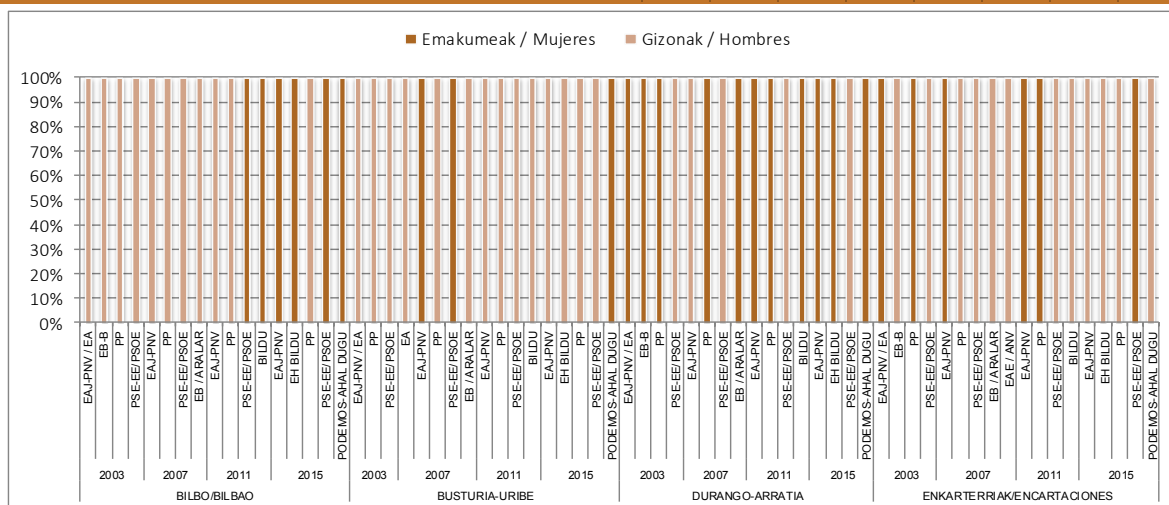
BIZKAIA

Alderdia / Partido	2003		2007		2011		2015	
	n	%	n	%	n	%	n	%
BILDU					6	50%		
EA			0	0%				
EAE / ANV			0	0%				
EAJ-PNV			10	43%	11	50%	13	57%
EAJ-PNV / EA	10	37%						
EB / ARALAR			1	25%				
EB-B	1	33%						
EH BILDU							5	45%
PODEMOS-AHAL DUGU							4	67%
PP	5	50%	3	38%	3	38%	0	0%
PSE-EE/PSOE	4	36%	6	43%	3	33%	3	43%
BIZKAIA	20	39%	20	39%	23	45%	25	49%



Emakume hautetsi zerrendaburuak alderdiaren arabera / Mujeres electas cabezas de listas por partido político

Hautesbarrutia / Circunscripción	Alderdia / Partido	2003		2007		2011		2015	
		n	%	n	%	n	%	n	%
BILBO/BILBAO	BILDU					1	100%		
	EAJ-PNV			0	0%	0	0%	1	100%
	EAJ-PNV / EA	0	0%						
	EB / ARALAR			0	0%				
	EB-B	0	0%						
	EH BILDU							1	100%
	PODEMOS-AHAL DUGU							1	100%
	PP	0	0%	0	0%	0	0%	0	0%
	PSE-EE/PSOE	0	0%	0	0%	1	100%	1	100%
BILBO/BILBAO		0	0%	0	0%	2	50%	4	80%
BUSTURIA-URIBE	BILDU					0	0%		
	EA			0	0%				
	EAJ-PNV			1	100%	0	0%	0	0%
	EAJ-PNV / EA	0	0%						
	EB / ARALAR			0	0%				
	EH BILDU							0	0%
	PODEMOS-AHAL DUGU							1	100%
	PP	0	0%	0	0%	0	0%	0	0%
	PSE-EE/PSOE	0	0%	1	100%	0	0%	0	0%
BUSTURIA-URIBE		0	0%	2	40%	0	0%	1	20%
DURANGO-ARRATIA	BILDU					1	100%		
	EAJ-PNV			0	0%	1	100%	1	100%
	EAJ-PNV / EA	1	100%						
	EB / ARALAR			1	100%				
	EB-B	1	100%						
	EH BILDU							1	100%
	PODEMOS-AHAL DUGU							1	100%
	PP	1	100%	1	100%	1	100%		
	PSE-EE/PSOE	0	0%	0	0%	0	0%	0	0%
DURANGO-ARRATIA		3	75%	2	50%	3	75%	3	75%
ENKARTERRIAK/ENCARTACIONES	BILDU					0	0%		
	EAE / ANV			0	0%				
	EAJ-PNV			1	100%	1	100%	0	0%
	EAJ-PNV / EA	1	100%						
	EB / ARALAR			0	0%				
	EB-B	0	0%						
	EH BILDU							0	0%
	PODEMOS-AHAL DUGU							0	0%
	PP	1	100%	0	0%	1	100%	0	0%
	PSE-EE/PSOE	0	0%	0	0%	0	0%	1	100%
ENKARTERRIAK/ENCARTACIONES		2	50%	1	20%	2	50%	1	20%
BIZKAIA		5	33%	5	28%	7	44%	9	47%



BIZKAIA

Alderdia / Partido	2003		2007		2011		2015	
	n	%	n	%	n	%	n	%
BILDU					2	50%		
EA			0	0%				
EAE / ANV			0	0%				
EAJ-PNV			2	50%	2	50%	2	50%
EAJ-PNV / EA	2	50%						
EB / ARALAR			1	25%				
EB-B	1	33%						
EH BILDU							2	50%
PODEMOS-AHAL DUGU							3	75%
PP	2	50%	1	25%	2	50%	0	0%
PSE-EE/PSOE	0	0%	1	25%	1	25%	2	50%
BIZKAIA	5	33%	5	28%	7	44%	9	47%

