



9th Monitoring Report Multi-level

2030 Agenda Basque Country

2025


2030 

Coordination and production:

EUSKO JAURLARITZA



GOBIERNO VASCO



Summary

Introduction

Part One. An overview of 2025

1. An assessment of the global context

2. An overall analysis of the Basque contribution in 2025

A countrywide commitment to the SDGs

Shared support and governance

The 2021-2025 Priorities Programme

The Bultzatu 2050 Urban Agenda

Support for SDG localisation in Basque municipalities

Awareness-raising to foster active, conscious citizenship, committed to the process of transformation and sustainable human development

Generation of innovation and skills among agents on the ground to incorporate sustainability at their organisations and prepare for multi-actor collaboration

Attraction of public and private investment towards territorial transformation roadmaps

System of indicators

Public budgets and procurement with an SDG perspective

Active participation in international initiatives and collaboration with other regions

Incorporation of SDG 18 Linguistic and Cultural Diversity

Part Two. Transformation initiatives deployed during 2023 to develop each of the sustainable development goals

Part Three. Conclusions. goals for 2025

Annexes

Annex I - Report on alignment between the Basque Government 2025 Budget and the SDGs

Annex II - Statistical indicator annex

Introduction

This is the ninth Voluntary Review Report of the 2030 Agenda Euskadi. This reflects a trajectory that began on November 24, 2016, when Lehendakari Urkullu delivered his inauguration speech in the Basque Parliament and proclaimed the Basque commitment to the new global Agenda.

In April 2018, the Basque Government presented the first Voluntary Review Report of the Euskadi Basque Country 2030 Agenda, corresponding to the year 2017. As a first step, this report linked the goals and targets of the 2030 Agenda to the commitments set out in the Government Programme. In this way, Euskadi became the first sub-state government to present a report of this nature. Since then, it has continued to present it every year, reaching this ninth edition.

These reports are conceived as a way to showcase the significant work carried out by institutions and Basque society as a whole to localise the global 2030 Agenda, adopting it as a guiding instrument for shaping policies and actions that build a more sustainable human development, and to contribute to the global goals and targets of the United Nations 2030 Agenda.

From the Basque institutions, we have assumed and continue to assume this commitment to the 2030 Agenda and the SDGs as a country priority, under an approach based on transformation, innovation and solidarity, placing collaboration and open and shared governance at the centre as defining features of the way in which Euskadi implements this commitment.

This entails generating and energising these spaces for collaboration and governance, as well as designing and implementing plans that define priorities for action and guide the work of all stakeholders and citizens towards those priorities.


The year 2025 has been marked by the design and launch of the 2025—2028 Social Innovation and 2030 Agenda Plan. This plan places particular focus on one of the major strategic issues essential to ensuring sustainable development: the culture and practice of democracy. This focus aligns with the proposal made by Lehendakari Imanol Pradales in his inauguration speech in April 2024, when he stated that “progress as a people can only be achieved through democratic development,” and that “revitalising democracy means investing in freedom, human dignity, well-being and social justice,.” Another major milestone is the consolidation in 2025 of the Basque Alliance for the SDGs, created in 2023 and comprising 115 social, business and knowledge-based entities collaborating in the development of the 2030 Agenda. This Alliance is structured around the Declaration “For a Social Contract for the 2030 Agenda Euskadi,”, which establishes five major commitments through which these entities join forces to move forward together:

- ... Strengthening collaboration among social organisations and between these and public institutions.
- ... Implementing the SDGs in the management and internal functioning of companies and organisations.
- ... Disseminating and promoting the 2030 Agenda and fostering citizen participation and engagement.
- ... Promoting the principles of solidarity and sustainability as the foundation of the 2030 Agenda.
- ... Modelling the Basque experience and facilitating its exchange at the international level.

Another element to highlight is that this ninth Voluntary Review Report is the third to incorporate a global perspective as a country. On the one hand, because Euskadi's commitment to the 2030 Agenda and the SDGs is a global commitment, shared by all its institutions, a wide range of social and business stakeholders, and Basque citizens themselves, who, through their daily decisions and behaviours, contribute to achieving the SDGs. On the other hand, because the key distinguishing feature that Euskadi seeks to demonstrate to the world is precisely the added impact that can be achieved through multi-level and multi-stakeholder engagement and collaboration.

We must also highlight another highly relevant milestone that took place in 2025, which benefits not only Euskadi but also municipalities and regions worldwide in terms of SDG localisation. Following the formal designation at the end of 2022 of Bilbao as the headquarters of the Local 2030 Coalition Secretariat, 2025 marked the first full year of operation of this United Nations office. Its mission is to promote action from cities, regional and national governments, and the private sector to localise the SDGs and the 2030 Agenda, developing internationally significant projects such as the design and promotion of the "Bilbao Blueprint", model for territorial financing and innovation, with a global approach from the local level. Progress has also been made in advancing Euskadi's proposal to become a United Nations Local2030 Hub. This hub will focus primarily on governance and the localisation of the Sustainable Development Goals and is expected to begin its activities in 2026.

Finally, it should be noted that, as an annex to this 9th Voluntary Review Report, a document is provided containing detailed information on the Basque Indicator System for the 2030 Agenda for Sustainable Development, along with the latest available data for each indicator.





Part one

Basque contribution to the global 2030 Agenda in 2024: overview

Euskadi,s contribution in 2025 to the global 2030 Agenda: overview

The following pages present a summary of the main cross-cutting elements of Euskadi,s contribution in 2025 to the global 2030 Agenda.

In order to analyse this contribution, the starting point is a prior assessment of the international context in which the global 2030 Agenda has evolved during 2025. This includes key milestones such as the High-Level Political Forum (HLPF) on Sustainable Development, the International Conference on Financing for Development, and the World Summit for Social Development.

Following this contextual analysis, a cross-cutting assessment is carried out of Euskadi,s contribution to the global Agenda in 2025, explained through its different areas of action.

1. Appraisal of the international context regarding fulfilment of the 2030 Agenda

The year 2025 has marked a critical turning point in the implementation of the 2030 Agenda. At its conclusion, only five years remain to achieve the SDGs, and international reports warn of insufficient progress, while also highlighting key milestones that are shaping global action.

During 2025, global assessments have been published indicating that only 16% of SDG targets are on track to be achieved, while 84% show significant delays or setbacks. This diagnosis has become a catalyst for increased international pressure towards stronger climate, social and economic commitments. The various reports underline key progress in areas such as the reduction of working poverty in some regions (particularly Asia), as well as in education, health and digital access. However, progress remains clearly insufficient in areas such as SDG 2 Zero Hunger (with persistently high levels of food insecurity in conflict-affected regions), SDG 12 Responsible Consumption and Production (where unsustainable patterns continue to exacerbate the climate crisis), SDG 13 Climate Action (where the lack of more ambitious commitments from industrialised countries continues to hinder progress), and SDG 15 Life on Land (where setbacks are observed due to environmental degradation and biodiversity loss).

As a result, 2025 has reaffirmed the need to advance in areas such as:

- ... Increased international financing.
- ... Greater participation of the private sector.
- ... Corporate sustainability strategies.
- ... Strengthening global partnerships.

These priorities have been addressed at various international events and summits, among which the following stand out:

HIGH-LEVEL POLITICAL FORUM (HLPF) ON SUSTAINABLE DEVELOPMENT

The 2025 High-Level Political Forum on Sustainable Development (HLPF) aimed to advance sustainable, inclusive, science- and evidence-based solutions for the 2030 Agenda for Sustainable Development and its Sustainable Development Goals, ensuring that no one is left behind.

Among its main conclusions are the reaffirmation of multilateralism; a strong commitment to ensuring labour rights, equal pay and women's access to quality employment; the adoption of science-based strategies to achieve the SDGs; the need to improve data ecosystems; the recognition of the role of Voluntary Local Reviews as catalysts for participatory planning and accountability at the local level; and the crucial role of Indigenous peoples in the implementation of SDG 16.

INTERNATIONAL CONFERENCE ON FINANCING FOR DEVELOPMENT

The conclusions of the Fourth International Conference on Financing for Development (FFD4) emphasise the urgent need to reform the global financial architecture, mobilise greater financing to achieve the SDGs, and strengthen multilateralism through concrete actions and cross-sector partnerships. These include activating private capital, adopting fiscal reforms, improving international cooperation to combat tax evasion, and introducing a new approach to enhance the sustainability of sovereign debt in developing countries.

WORLD SUMMIT FOR SOCIAL DEVELOPMENT

The Second World Summit for Social Development concluded with the Doha Declaration, a call to action to prioritise social development, link it to peace and human rights, and transform commitments into reality through investments in education, health, decent work and social protection. It reaffirmed the need for strong international cooperation to achieve the 2030 Agenda and overcome poverty and inequality.

Its conclusions focus on a "global pact for inclusive social development," seeking a balance between the social, economic and environmental pillars of sustainable development.

2. An overall analysis of the Basque contribution in 2025

Since 2016, both Basque institutions and the main actors of Basque society have assumed the global commitment represented by the 2030 Agenda as a priority and have adapted it to our local reality, under an approach based on transformation and solidarity. In this way, Euskadi has committed to advancing towards the objectives of the 2030 Agenda, promoting development and equality, and consolidating a more inclusive and sustainable future for all people, and has put in place the necessary instruments to translate this commitment into tangible outcomes. This commitment is reflected in the document "Basque Model of Commitment to the Localisation of the SDGs". The main elements of this model are:

PRINCIPLE OF PROACTIVITY

Commitment to the 2030 Agenda goes beyond formal adherence and alignment of existing programmes with the SDGs. It implies questioning how the SDGs transform our pre-existing policies and ways of operating. This is where its transformative capacity lies.

APPLICATION OF A CONCRETE APPROACH METHODOLOGY

The SDGs require more concreteness and less abstraction. It is necessary to move from words to action, translating objectives into concrete projects that bring us closer to their achievement. It is not about having projects for all 17 Goals, but about defining priorities and flagship projects.

COMPREHENSIVENESS OF THE CONCEPT OF "LOCALISATION"

1. Localisation as a commitment to greater institutionalisation

In its most practical dimension, it involves establishing at least four key infrastructures, from an institutional and organisational perspective, to ensure the effective implementation of the SDGs:

... Creating an executive body for transversal leadership and coordination on SDGs to guide the action of any institution or organisation.

... Having strategic planning documents that include objectives, criteria, priorities, action plans, timelines and budget alignment.

... Developing and using efficient evaluation tools, such as indicators adapted to the local context, annual reports or Annual Voluntary Review Reports.

... Promoting and participating in governance models based on broad inter-institutional and **social collaboration.**

2. Localisation as a commitment to greater socialisation

Given the high level of public unawareness of the SDGs, it becomes a priority to invest resources and efforts in promoting the dissemination of the 2030 Agenda and the engagement of social actors through instruments such as:

... Communication campaigns and initiatives.

... Educational courses and publications.

... Grants for social dissemination and citizen participation.

... Educational tools.

... Specialised training.

... Social collaboration partnerships.

3. Localisation as a commitment to greater personalisation

The 2030 Agenda is also a personal call to action that affects our daily lives at the individual, family and private levels. The institutionalisation and socialisation of the SDGs must take this third dimension into account. Without active and informed citizen participation and engagement, the future of the Agenda is vulnerable.

COLLABORATION AS THE ESSENTIAL FOUNDATION FOR ADVANCING THE SDGs

Collaboration is fundamental to advancing the SDGs. Since the adoption of the 2030 Agenda, it has been recognised that no single sector can achieve these goals alone. Collaboration between governments, the private sector, civil society and international organisations is essential to address the complex and global challenges we face.

In Euskadi, this collaboration is applied to the governance of the Agenda itself, to the design and implementation of its transformative projects, and to international action, thus materialising the principles of SDG 17 in concrete initiatives.

STRONG INTERNATIONAL ACTION AND COLLABORATION

The localisation of the 2030 Agenda in Euskadi is conceived as an endeavour in which international action plays a key role, based on collaboration, learning from and developing joint initiatives with other territories.

This commitment is particularly reflected in the following aspects:

... A firm conviction and alignment with the objective set by the United Nations to build a more just world. In Euskadi, we believe that non-state nations and local institutions play a fundamental role in addressing global challenges, as these challenges directly impact the local level.

... Peace, human rights, solidarity and equality are fundamental principles for Euskadi. An example of this is our strong community character and the culture of *auzolan*, which also underpins collaborative governance. By joining forces—Basque Government, Provincial Councils and municipalities, in collaboration with organised society—we have launched successful initiatives. However, this is not enough. The time has come to take a qualitative leap.

... The need to make progress in democratic renewal, given that we are living in turbulent times for democracies worldwide. In addition, there is another concerning trend: the social bonds that unite us as a community are weakening; individualism and self-interest are gaining ground; and public debate is losing relevance in the face of disinformation and fake news.

... We must strengthen our institutions through transparency and exemplary conduct. We must respond with more democracy and more Europe. We must be capable of addressing the needs of increasingly complex societies and a rapidly changing world. Therefore, it is essential to deepen collaborative governance by incorporating citizens into the design, implementation and evaluation of public policies. Partisan dynamics must be set aside, and sincere dialogue based on respect must be consolidated in order to reach agreements. At the same time, we must promote a critical and committed citizenry; free and responsible; autonomous and with a strong sense of community.

Shared support and governance

A shared drive and governance

The governance model and working methodology are essential to building a robust assessment of sustainable development progress. The “how,” has a decisive impact on the results of the “what,.” The scale and depth of the challenges posed by the SDGs require effective partnership and cooperation strategies and instruments.

To this end, it is essential to establish a governance model that enables mechanisms for interdepartmental and interinstitutional coordination, as well as public, private and social collaboration and participation. This ensures that decision-making responds to shared political and strategic commitments and is exercised through collaborative and shared governance by all public and private actors involved.

Until 2024, the main instrument for the governance of the 2030 Agenda in Euskadi had been the Euskadi 2030 Agenda Forum (Multi-stakeholder Forum for Social Transition and the 2030 Agenda), created in 2021. This body promoted shared governance of the 2030 Agenda among all Basque institutions and social stakeholders.

In response to the new planning framework (the 2025—2028 Social Innovation and 2030 Agenda Plan) and the importance it assigns to new areas of action—such as the integration, consolidation and promotion of democratic culture—2025 saw the transformation of the Social Transition and 2030 Agenda Forum into the Social Innovation and 2030 Agenda Forum — Hub Euskadi 2030.

Its affiliation to the United Nations Local 2030 Secretariat also implies its configuration as a meeting space for

The 2025—2028 Social Innovation and 2030 Agenda Plan

Approved in March 2025 by the Euskadi 2030 Agenda Forum, this plan constitutes the new roadmap of the Basque Government to address major social challenges through a transformative, participatory approach aligned with the SDGs.

The 2025—2028 Social Innovation and 2030 Agenda Plan is structured around three thematic pillars and one cross-cutting pillar:

- ... **Pillar 1:** Consolidation and promotion of democratic culture.
- ... **Pillar 2:** Achievement of the Sustainable Development Goals through the 2030 Agenda.
- ... **Pillar 3:** International projection.
- ... **Pillar 4:** Shared projects in social innovation and the 2030 Agenda with other institutions and economic, social and cultural stakeholders.

Social Innovation and 2030 Agenda Plan

The Plan is intended to be a dynamic and flexible document, open to changes based on emerging needs as well as new situations or proposals that may arise. To this end, an Annual Management Plan will be developed each year, setting out the priority actions for the corresponding period. For 2025, the Plan included a total of 46 initiatives, distributed as follows:

Pillar 1: Consolidation and promotion of democratic culture and a sense of community

- ... 1.1 Communication, awareness-raising and dissemination — 4 initiatives
- ... 1.2 Promotion of deliberation and citizen participation processes — 4 initiatives
- ... 1.3 Development of a cross-cutting strategic and regulatory framework to strengthen democratic culture and quality — 1 initiative
- ... 1.4 Development of open government projects within the framework of the OGP Euskadi

Pillar 2: Achievement of the Sustainable Development Goals through the 2030 Agenda

- ... 2.1 Configuration of SDG 18 Cultural and Linguistic Diversity — 1 initiative
- ... 2.2 Communication, awareness-raising and dissemination on the 2030 Agenda — 5 initiatives
- ... 2.3 Engagement of the general public — 2 initiatives

Pillar 3: International projection

- ... 3.1 Agreements with international stakeholders — 3 initiatives
- ... 3.2 Agreements with local stakeholders — 3 initiatives

Pillar 4: Shared projects

- ... 4.1 Social and political innovation, promotion of democratic culture and quality, and inclusion policies — 10 initiatives
- ... 4.2 Fiscal competitiveness, talent retention and attraction, responsible public procurement, and sustainability — 3 initiatives
- ... 4.3 Climate change, sustainable food systems, and rural/territorial development — 4 initiatives
- ... 4.4 Development cooperation (eLankidetzta) — 5 initiatives

The Bultzatu 2050 Urban Agenda

The Euskadi Urban Agenda Bultzatu 2050 represents an effort to systematise, provide strategic direction and ensure coherence in public policies aimed at enhancing the potential of the Basque territory to offer opportunities for economic growth, sustainability and social cohesion. Bultzatu 2050 builds on previous planning exercises and reframes them from the perspective of the challenges and potential of the urban territory in Euskadi, providing a reference framework for urban and local policies across the entire territory, at the levels of the Basque Government, Provincial Councils and municipalities.

Bultzatu 2050 is framed within the international and European context and contributes through the work already underway towards building a sustainable and economically prosperous territorial development model. Its objective is to achieve inclusive, safe, resilient and sustainable cities and towns, where no one and no place is left behind. It adopts a long-term perspective up to the year 2050, recognising that, given the nature of the dimensions it addresses (socio-economic, energy, climate and territorial), the challenges to be tackled are long-term, while maintaining a dynamic approach that allows for periodic review in the medium term. Bultzatu is aligned with the objectives established by UN-Habitat and with the Sustainable Development Goals (SDGs), particularly Goal 11. In line with the Davos Declaration on a high-quality Baukultur for Europe, Bultzatu 2050 promotes a distinctive urban model—sustainable, cohesive and based on high-quality urban planning—and establishes a coherent framework for sustainable urban development policies.

During 2025, the second monitoring report was disseminated, coinciding with the midpoint of the 2030 Agenda implementation period. This report provides an in-depth assessment of two of the strategic priorities of Bultzatu 2050:

- ... Cities in motion and the commitment to new mobility models.
- ... Innovative and “wise,” cities, and the necessary combination of R&D&I with non-technological innovation that integrates the urban and the human dimensions.

An international meeting was also held in Bilbao, focused on the global affordable housing crisis, organised by UN-Habitat in collaboration with the Basque Government. The event addressed the following issues:

- ... The global housing affordability crisis from local, European and global perspectives.
- ... International case studies of urban innovation to increase affordable housing.
- ... Urban planning strategies to prevent future housing crises.

Support for SDG localisation in Basque municipalities

The adoption in 2015 by the United Nations of the 2030 Agenda and the Sustainable Development Goals established a new reference framework for implementing the principles of sustainable development in Basque municipalities. Until then, and for more than 20 years, local authorities in the Basque Country had adhered to the Aalborg Charter and Agenda 21 processes as instruments to advance towards more sustainable municipalities and cities.

Throughout this trajectory, Udalsarea 2030 —Basque Network of Sustainable Municipalities, and EUDEL —Association of Basque Municipalities, have been jointly leading the localisation of the SDGs at the local level in Euskadi.

The Basque Network of Sustainable Municipalities, Udalsarea 2030, was established in 2002 to promote the adoption of Local Agenda 21 processes. From 2015 onwards, efforts have focused on fostering the contribution of local entities to the Sustainable Development Goals through 2030 Agenda Plans. Over the years, tools and services have been developed to facilitate implementation at the local level. Notable examples include the 2015 methodological guide "Local 2030 Agenda. How to address the Sustainable Development Goals at the local level," and the creation and facilitation of Local 2030 Agenda working groups, aimed at advising and supporting local entities in the implementation of the 2030 Agenda, as well as providing a platform for sharing experiences and learning.

In 2021, within the framework of the Multi-stakeholder Forum for Social Transition and the 2030 Agenda in Euskadi, coordination spaces were established bringing together departments of the Basque Government, the three Provincial Councils, the Association of Basque Municipalities (EUDEL), the capital city councils, and representative entities of public-private collaboration. The objective was to facilitate an operational alignment among all institutions and entities involved in advancing the SDGs.

Within this framework, and in the current context of climate emergency, the activity of Udalsarea 2030 is primarily oriented towards promoting local action contributing to SDGs 3, 7, 11, 12, 13 and 15, all of them cross-cuttingly linked to local climate action.

A total of 226 municipalities participate directly or through regional entities in Udalsarea 2030, representing 90% of Basque municipalities and covering 97% of the Basque population.

For its part, EUDEL —Association of Basque Municipalities —is promoting other dimensions of localisation, such as aligning municipal budgets with the SDGs. To this end, it has developed the "Practical Guide for Initiating the Alignment of Municipal Budgets with the SDGs," designed to provide an initial framework for municipalities wishing to implement this alignment, particularly from the perspective of budgetary pedagogy, and to facilitate communication of the results of such alignment to citizens.

During 2025, specific efforts have been made to bring closer to citizens the activities carried out by Basque municipalities in relation to the 2030 Agenda and the SDGs. To this end, four model reports have been collaboratively developed to support this communication in the following management areas (all incorporating an SDG perspective):

- ... Transparent budgets.
- ... Budget execution.
- ... Accountability.
- ... Contribution to the 2030 Agenda and the SDGs.

It is also important to highlight the participation of Basque municipalities in the European Label of Governance Excellence (ELoGE) of the Council of Europe, which certifies the highest quality of local governance and represents the highest European-level recognition of good governance and democratic innovation in municipal government. Advancing in the principles and indicators of ELoGE contributes to improving the quality of governance promoted by SDGs 16 and 17.

Finally, reference is made to the document "Strategic framework and support tools to accelerate the localisation of the SDGs in Basque municipalities," which proposes a strategic framework and compiles the available tools to support this localisation process.

The most relevant aspect to highlight regarding the localisation of the SDGs in Basque municipalities is that it constitutes a shared objective across virtually all municipalities, regardless of their size.

INITIATIVE FOR THE PROMOTION OF DEMOCRATIC CULTURE AND COMMUNITY DEVELOPMENT

In a first phase, a shared strategic framework has been developed to deepen collaborative governance in Euskadi.

Based on this conceptual framework, projects will be progressively designed to implement it, with a strong focus on awareness-raising, experimentation and demonstration.

FUTURE PRACTICES OF AUZOLAN

In Euskadi, there has historically been a strong sense of community, known as auzolan. However, due to ongoing global changes (including shifts in value systems), these traditional forms of association have evolved into new forms that are not easily recognisable within existing frameworks.

This project is a research process aimed at identifying emerging forms of association and activism driven by new generations, and at creating appropriate legal frameworks so that institutions can foster a fertile environment to sustain a culture of auzolan in the future.

CIVIC LAB EUSKADI

"Civic Lab Euskadi," is conceived as a space for citizen innovation focused on open collaboration among citizens, institutions and social actors. It serves as a meeting point where creativity, participation and technology come together to address social, economic and environmental challenges in the territory—not only to solve current problems, but also to anticipate future challenges, strengthening resilience and social cohesion.

YOUTH CITIZENSHIP: DEMOCRATIC CULTURE IN SCHOOLS

This initiative aims to incorporate democratic values and skills into the Basque education system and curriculum at all levels, from primary to secondary education, in order to train critical, responsible and active citizens. It promotes a culture of dialogue, participation and respect for collective rights and responsibilities, addressing thematic areas such as active participation; respect and coexistence; critical thinking; and co-responsibility and social commitment.

ETORKIZUNEKO FOROA-AGERTOKIAK: EUSKADI, YOUTH AND DEMOCRACY

This project is based on the idea that, in order to strengthen the democratic model and consolidate social cohesion, it is not sufficient to attract young people to traditional narratives. Instead, it is necessary to delve into their worldviews, perceptions, concerns and opinions in order to shape a new narrative landscape.

The objective of the project is to explore a new narrative of youth democracy in Euskadi, enabling access to underlying insights and imagining a desirable future together with young people.

PATXE EKIMENA

This project aims to activate citizens to move towards more sustainable, human-centred and democratic development. It is a social activation initiative that seeks to engage people in the social, environmental, economic and cultural transformation of the territory in order to address societal and environmental challenges.

It includes mechanisms such as "PatxeTeliers," collaborative workshops where social challenges are "repaired," from a local perspective, as well as forums where citizens analyse problems, share perspectives and propose actions.

GIZARTE ARGIA

A working group created to combat fake news in collaboration with the media.

Generation of innovation and skills among agents on the ground to incorporate sustainability at their organisations and prepare for multi-actor collaboration

DEVELOPMENT OF THE 2030 AGENDA IN COMPANIES AND ORGANISATIONS

Since 2023, a methodological tool has been available to support companies and organisations in developing their commitment to the 2030 Agenda and positioning themselves in terms of progress towards the SDGs. This is achieved through conducting a situational diagnosis and defining a roadmap to advance, in a shared, flexible and progressive manner, in the transformations promoted by the SDGs.

In 2025, this initiative has been complemented by the launch of the Euskadi 2030 Agenda Awards, through which organisations are recognised for their commitment to integrating the Sustainable Development Goals (SDGs) into their activities. The initiative "Euskadiko Enprestatik Mundura," has also been developed, aimed at analysing challenges, identifying good practices and projecting proposals to advance business contributions to the SDGs from the Basque context. It places particular emphasis on fostering the spirit of SDG 17 by promoting strong and lasting partnerships, understood as an essential lever to accelerate the 2030 Agenda.

METHODOLOGICAL DEVELOPMENTS TO DEEPEN OPEN GOVERNMENT THROUGH THE OGP EUSKADI INITIATIVE

Collaborative governance is one of the priority areas for the development of the 2030 Agenda in Euskadi, as it is conceived as a key cross-cutting driver for further advancing sustainable development in the territory.

Euskadi was selected in 2018 as one of the new participants in the Local Government Programme of the Open Government Partnership (OGP). Since then, as a member of OGP, Euskadi has implemented two action plans (2018—2020 and 2021—2024) and has designed a new plan for the period 2025—2028. Through the commitments established in these action plans, progress is made collaboratively in strengthening different open government mechanisms (citizen and social participation, transparency, accountability, public policy evaluation, and public-private-social collaboration), which are essential to achieving greater impact in policies and programmes contributing to the SDGs.

TRAINING PROGRAMMES ON THE 2030 AGENDA

Within the framework of the new 2025—2028 Social Innovation and 2030 Agenda Plan, training formats on the 2030 Agenda were redesigned during 2025, with a focus on offering more modular and online-based training. This approach provides greater flexibility and facilitates broader access to training.

Attracting public and private investment towards territorial transformation roadmaps
The following actions are particularly noteworthy in this area:

"EUSKADI SUSTAINABLE BONDS" INITIATIVE

Euskadi Sustainable Bonds finance projects aligned with the SDGs, particularly in the following areas:

- ... Energy and climate transition.
- ... Green infrastructure.
- ... Social policies (inclusion, housing, health and education).
- ... Innovation and sustainable economy.

In 2025, the ninth issuance of these bonds was launched and completed, amounting to €700 million, with demand exceeding supply eightfold (applications totalling €5.645 billion were received). A total of 69% was allocated to international accounts, 24% to domestic investors, and 7% to investors based in Euskadi.

EUSKADI NEXT

The Euskadi Next Programme 2021—2026 represents a strategic commitment to economic transformation and to strengthening Euskadi's capacities in the use of European funds from the Recovery and Resilience Facility (RRF). Its main areas of intervention are:

- ... Health and care services.
- ... Lifelong learning.
- ... Renewable energy generation.
- ... Sustainable mobility.
- ... Digitalisation and innovation of public administrations and businesses.
- ... Urban habitat.
- ... Natural habitat and disaster prevention.
- ... Circular economy.

Euskadi Next includes specific projects that could generate a total investment impact of more than %18 billion, including European funds and additional public and private financing associated with these projects.

Among the activities carried out in 2025, the following stand out:

- ... Industrial support plan.
- ... Energy transition and sustainability programmes.
- ... Digitalisation and innovation programmes.
- ... Support for entrepreneurship and new innovative companies.
- ... Business and talent internationalisation programmes.

SDG	Total number of indicators	Number of indicators with breakdown at the provincial level	Number of indicators with breakdown at the municipal level
SDG 1- No poverty	31	1	19
SDG 2- Zero hunger	15	2	4
SDG 3- Health and Well-being	38	17	0
SDG 4- Quality education	39	9	7
SDG 5- Gender equality	26	16	4
SDG 6- Clean water and sanitation	8	1	2
SDG 7- Affordable and clean energy	12	0	6
SDG 8- Decent work and Economic growth	38	9	9
SDG 9- Industry, Innovation and Infrastructure	20	10	3
SDG 10- Reduced inequalities	12	3	3
SDG 11- Sustainable cities and communities	22	7	6
SDG 12- Responsible production and consumption	12	8	0
SDG 13- Climate action	5	0	1
SDG 14- Life below water	1	0	0
SDG 15- Life on land	7	0	3
SDG 16- Peace, justice and strong institutions	40	28	1
SDG 17- Partnerships for the goals	26	9	1
TOTAL	352	120	69

Public budgets and procurement with an SDG perspective

PUBLIC BUDGETING WITH AN SDG PERSPECTIVE

Different Basque public institutions are developing initiatives to incorporate an SDG perspective into public budgeting (the Basque Government has been doing so since the 2024 Budget), while others are planning to address this line of work in the near future.

PUBLIC PROCUREMENT WITH AN SDG PERSPECTIVE

During 2025, work has been carried out on the development of a Guide to align economic, social and environmental criteria in public procurement in Euskadi with the SDGs.

Active participation in international initiatives and collaboration with other

LOCAL 2030 HUBS: SOCIAL INNOVATION AND 2030 AGENDA FORUM – EUSKADI LOCAL 2030 HUB

Linked to the United Nations Local 2030 Secretariat, Euskadi aims to become part of the United Nations Local 2030 Hubs network.

Local 2030 Hubs address diverse local priorities, while sharing knowledge on effective coordination of local stakeholders, multi-level challenges, and local impact models that can be replicated globally. The proposal to establish a dedicated hub is driven by the presence in Euskadi of the global and permanent headquarters of the United Nations Local 2030 Coalition Secretariat, which has positioned Euskadi as a global reference point in SDG localisation, as well as in promoting multi-level coherence and public-private collaboration for the effective implementation of the 2030 Agenda.

PARTICIPATION IN THE OECD PROGRAMME “ENGAGING CITIES AND REGIONS TO ENSURE THAT NO ONE IS LEFT BEHIND”

Euskadi participates in the OECD programme for the localisation of the SDGs and Global Development Agendas in cities and regions: “Engaging cities and regions to ensure that no one is left behind”.

This programme aims to support cities and regions interested in fostering a territorial approach to the SDGs, by measuring their position against the OECD average and that of comparable regions. The programme concludes with a Synthesis Report, which includes a comprehensive analytical framework to strengthen a territorial approach to the SDGs.

EUROPEAN MULTI-STAKEHOLDER FORUM ON SDGs AND THE 2030 AGENDA

This is an initiative promoted by the Basque Government with the involvement of the European Committee of the Regions. Its objective is to establish a European forum to foster synergies and exchange knowledge and good practices among local and regional authorities in relation to the SDGs and the 2030 Agenda, as well as to organise an annual forum to present these initiatives.

This initiative will serve as a cornerstone for promoting a European Pact for the SDGs, drawing inspiration from various European initiatives such as, among others, the Pact for Skills, and its commitments, results and concrete impacts.

2030CATALYSTS PROGRAMME

The implementation of the SDGs remains uneven across European territories, making the need for cohesive and transformative strategies urgent in order to accelerate their achievement. In this context, “2030CATALYSTS” aims to support progress towards the SDGs and to bridge the gap between different European territories.

Through the invitation of 20 European regions—among which Euskadi has been selected—the programme seeks to promote an integrated approach that takes into account the interlinkages between the different SDGs.

Incorporation of SDG 18 Linguistic and Cultural Diversity

At the end of 2023, the document “Incorporation of Goal 18 into the Euskadi Basque Country 2030 Agenda. Dissemination of targets for Goal 18 Linguistic and Cultural Diversity,” was approved. As a result, during 2024 and 2025, numerous Basque institutions have begun to incorporate it into their planning and communication activities.

In addition, Euskadi has set out to advocate for the specific role of language and culture in sustainable development. To this end, within the framework of the 2025—2028 Social Innovation and 2030 Agenda Plan, the “Project for the internationalisation of SDG 18 Linguistic and Cultural Diversity (Ahots Batuak),” has been launched. Its main objectives are:

... To position the Basque SDG 18 strategy within the United Nations agenda, at UNESCO (the UN agency with a mandate in culture), and in other international forums.

... To obtain international recognition and endorsement as a model of inclusive, innovative and sustainable cultural and linguistic policies.

... To strengthen cooperation between local and multilateral organisations and to establish networks that promote the systemic integration of culture and languages into public policies.



1 NO POVERTY



2 ZERO HUNGER



17 PARTNERSHIPS FOR THE GOALS



16 PEACE, JUSTICE AND STRONG INSTITUTIONS



15 LIFE ON LAND



14 LIFE BELOW WATER




13 CLIMATE ACTION



12 RESPONSIBLE CONSUMPTION AND PRODUCTION



11 SUSTAINABLE CITIES AND COMMUNITIES



10 REDUCED INEQUALITIES



9 INDUSTRY, INNOVATION AND INFRASTRUCTURE



8 DECENT WORK AND ECONOMIC GROWTH



Part two

Basque contribution to the global 2030 Agenda in 2025: detailed vision of each SDG




The following pages present the actions directly contributing to the SDGs promoted by Basque institutions during 2025.

Given that these actions are virtually innumerable, a selection has been made for each SDG of a set of transformative actions that illustrate the contribution carried out on a daily basis from the different institutional levels (Basque Government, Provincial Councils and municipalities), in many cases in collaboration with social and business stakeholders. These actions have been classified into three categories:

- ... Legislative initiatives.
- ... Planning instruments, such as strategies and plans.
- ... Services, programmes and projects.

A number of indicators—primarily of a structural nature—have also been selected to show the impact achieved (progress made) in Euskadi for each of the SDGs.





SDG 1

End all forms of poverty

SDG 1 - Content summary

Legislative initiatives

- ... Law 14/2022 on the Basque Income Guarantee System and for Inclusion.
- ... Decree 147/2023 on the subjective right of access to the occupation of a dwelling.

Planning instruments

- 5th Basque Inclusion Plan 2022—2026.
- 2nd Strategic Plan for Social Services 2023—2026.
- 2nd Basque Strategy against Severe Residential Exclusion 2024—2028.
- Social Pact for Housing 2022—2036.
- Basque Volunteering Strategy 2025—2028.
- 5th Interinstitutional Plan for Supporting Families, Children and Adolescents in Euskadi 2025—2030.



AVANCE DE ACCIONES


SDG 1: End all forms of poverty

KEY SERVICES, PROGRAMMES AND PROJECTS

- Income Guarantee Benefit and Minimum Vital Income Programme (Basque Government).
- Monthly financial benefit aimed at covering the basic needs of individuals and families within cohabitation units who lack sufficient resources to meet expenses related to basic needs.
- Emergency Social Assistance (Basque Government and municipalities).
- Non-periodic financial benefits aimed at individuals within a cohabitation unit whose resources are insufficient to cover specific expenses—ordinary or extraordinary—necessary to prevent, avoid or alleviate situations of social exclusion.
- Initiative to combat energy and food poverty (Basque Government).
- Urgent coverage of the basic needs of individuals and families who lack the resources to purchase food and essential hygiene products, as well as support to cover electricity, water and gas bills for families outside the system.
- Complementary Housing Benefit and Subjective Right to Housing (Basque Government).
- Financial support for access to housing or provision of adequate and dignified housing for cohabitation units without sufficient resources.
- Prevention of vulnerability among unaccompanied minors (Provincial Council of Bizkaia).
- Coordination and collaboration with municipalities and other systems such as education and health to prevent situations of vulnerability, as well as strengthening coordination with other bodies to enable more comprehensive and higher-impact interventions.
- Cota 0 Programme (Provincial Council of Bizkaia).
- Programme aimed at people in situations of extreme social exclusion who do not wish to engage in inclusion processes or are unable to remain in centres or services within the social services system.
- Villa Salia (Donostia / San Sebastián City Council).
- New daytime care centre aimed at improving services for people in situations of social exclusion. It incorporates a new care model to ensure a fully comprehensive approach, enabling personalised reintegration processes.
- Basque Social Pact for Migration (interinstitutional).

STRATEGIC INDICATORS

Indicator	Baseline figure	Latest figure	Trend
Proportion of people at risk of poverty or social exclusion: AROPE indicator, taking into account the regional poverty threshold (%)	22,68	19,47	
Proportion of public authority expenditure dedicated to social protection (%)	45,50	46,42	



2 ZERO
HUNGER



SDG 2

End hunger

SDG 2 - Content summary

Planning instruments

- Agritech Strategy.
- Basque AKJS (Agricultural Knowledge and Innovation System) Innovation and Cooperation Strategy.
- Strategic Plan for the Food Ecosystem.



AVANCE DE ACCIONES


SDG 2: End hunger

KEY SERVICES, PROGRAMMES AND PROJECTS

- Strategy to strengthen the primary sector and rural development (Basque Government).
- Aid Plan for the agri-food, forestry and fisheries value chain (Basque Government).
- Support schemes for the transition to certified organic farming (Basque Government).
- Programme of interventions in the form of direct payments financed by the European Agricultural Fund (EAGF), within the framework of the Common Agricultural Policy (Basque Government).
- Food safety training platform (Basque Government, Provincial Councils and Elika).
- Provides specialised training for agri-food operators.
- Municipal dining services (Donostia / San Sebastián City Council).
- Free meal service benefiting an average of 300 people per day.
- Self-consumption gardens (Donostia / San Sebastián City Council).
- Use of public plots to promote urban and ecological agriculture oriented towards self-consumption.
- GaztenekBerri Programme (Basque Government and Provincial Councils).
- Generational renewal programme in the primary sector, focused on innovation and the sustainability of farms.
- Experimental organic crop farm in Eskalmendi (Provincial Council of Álava).
- BJHAR Programme (Provincial Council of Álava).
- Programme focused on supporting and creating a network in which young people play a leading role, helping them to recognise the potential and opportunities within the primary sector, thereby transforming social perceptions and ensuring a more sustainable and attractive future for agriculture and livestock farming.
- Baserritar Mixto Profesional Programme (Provincial Council of Gipuzkoa).
- Programme aimed at enabling work-life balance between employment in companies and farming activities.
- Agri-food strategy of Vitoria-Gasteiz (Vitoria-Gasteiz City Council).
- Its objective is to design and test the development of a system that increases the production, marketing and sale of fresh and local products, based on agricultural practices aligned with regenerative agriculture.
- Programmes to preserve and promote agricultural activities, extensive livestock farming and primary processing aligned with biodiversity conservation at the municipal level, decarbonisation and the revitalisation of rural areas, with a particular focus on agroecological models (Vitoria-Gasteiz City Council).
-

STRATEGIC INDICATORS

Indicator	Baseline figure	Latest figure	Trend
Proportion of farming land used for productive, sustainable agriculture (%)	1,35	4,82	
Year-on-year rate of change in the food price index (%)	1,40	11,10	





SDG 3

Ensure healthy lives and promote well-being for all at all ages

SDG 3 - Content summary

Legislative initiatives

Basque Public Health Law 13/2023.

Planning instruments

- Basque Health Pact.
- Euskadi Health Plan 2030.
- Euskadi Mental Health Strategy 2023–2028.
- 8th Addiction Plan 2023–2027.
- Physical Activity Prescription Plan in the Basque Autonomous Community.
- Strategic Plan for Palliative Care in Euskadi 2023–2027.

AVANCE DE ACCIONES

SDG 3: Ensure healthy lives and promote well-being for all at all ages

KEY SERVICES, PROGRAMMES AND PROJECTS

- **Modernisation and upgrading of healthcare infrastructure and equipment (Basque Government).**

Investment of %1.6 billion aimed at hospital modernisation, renovation of health centres and outpatient clinics, and new technological equipment.

- **Roll-out of public dental care for children aged 0 to 6 (Basque Government).**

Strengthening of primary care workforce (Basque Government).

- **Basque Council for Socio-Health Care (interinstitutional).**

This body works to promote and facilitate effective coordination between health and social care systems across institutions, at both primary and secondary care levels, fostering a shared interdisciplinary framework and addressing people,s socio-health needs.

- **Municipal health plans (municipalities).**

- **Adinberri (Provincial Council of Gipuzkoa).**

An anticipatory governance strategy focused on identifying and addressing challenges associated with population ageing as an opportunity.

- **A territory committed to the emotional well-being of young people (Provincial Council of Gipuzkoa).**

Pilot project addressing this major social challenge.

- **Socio-health centre for the therapeutic treatment of severe mental disorders (Provincial Council of Gipuzkoa).**

Establishment of a specialised centre to enable appropriate intervention pathways, including access from the family home.

- **EtxeTIC project to support independent living at home for people in situations of dependency (Provincial Council of Bizkaia).**

Free support service for home-based care, offering both in-person assistance (through local EtxeTIC centres) and remote support (from home via technological devices).

- **Etxean Bai programme for home-based care of dependent persons, supported by new technologies (Provincial Council of Álava).**

Its main objective is to analyse and understand the ageing of the population in Álava, promote active, healthy and autonomous ageing, and address challenges associated with ageing.

- **Euskadi Lagunkoia – Age-friendly municipalities (Basque Government and municipalities).**

Initiative aimed at promoting the participation of older people in Basque municipalities and fostering more age-friendly cities and towns.

- **Mirada Activa Berria (Bilbao City Council).**

Project aimed at mitigating unwanted loneliness among older people in Bilbao and promoting their community participation.

- **New residential care model (Provincial Council of Bizkaia).**

Improvement of care for dependent residents in provincial care homes through the progressive implementation of a model based on cohabitation units.

- **Zaintza Herrilab scaling hub (Provincial Council of Gipuzkoa).**

This hub seeks to scale innovations in local care ecosystems across the territory through learning networks and the transfer of pilot experiences with proven impact.



- **Mugiment (Basque Government and municipalities).**


Collaborative initiative to promote an active Basque society, combining actions aimed at encouraging physical activity and reducing sedentary behaviour, with a focus on activating inactive individuals.

- **Ongizan programme for promoting adolescent emotional well-being (Donostia / San Sebastián City Council).**

Project aimed at supporting adolescents, emotional well-being through the school environment, providing resilience tools and effective resources for personal development and healthy adaptation.

STRATEGIC INDICATORS

Indicator	Baseline figure	Latest figure	Trend
Life expectancy at birth (years)	82,97	83,98	
Obesity rate in the adult population (%)	13,00	14,00	





SDG 4

Ensure inclusive and equitable quality education and promote lifelong learning opportunities for all

SDG 4 - Content summary

Legislative initiatives

- Law 17/2023 on Education in the Basque Autonomous Community.
- Law 4/2018 on Vocational Education and Training in the Basque Country.
- Decree 78/2024 on addressing diversity in the inclusive education system.

Planning instruments

- 2024—2028 Strategy for Educational Improvement in Euskadi.
- 2025—2028 Strategic Plan for the Transformation of the Basque Public School System.
- FP Euskadi 2030 Strategy (Vocational Education and Training Strategy).
- University System Plan 2023—2026.
- STEAM Euskadi Strategy.
- 2030 Strategy to promote education in leisure time.

AVANCE DE ACCIONES

SDG 4: Ensure inclusive and equitable quality education and promote lifelong learning opportunities for all

KEY SERVICES, PROGRAMMES AND PROJECTS

- **“Eskola Denontzat” (Basque Government).**

Includes support measures such as scholarships, school meals and transport, as equity policies to ensure equal opportunities.

- **“Hezkuntza Eraiki 2030” (Basque Government).**

Strategy to accelerate educational transformation.

- **“Adimen Digitala Hezkuntzan” (Basque Government).**

Strategy to promote technological innovation in classrooms.

- **Ikaslab – innovation project on learning methodologies (Basque Government).**

- **Basque Institute for Talent in Vocational Education and Training (iTalent) (Basque Government).**

Technical body whose mission is to promote applied research, development, implementation and transfer of advanced learning methodologies, enabling VET students to develop their talent—expressed in both professional and personal competencies—and to adapt to labour market requirements.

- **Integration of Euskadi into the Advisory Board of the UNESCO Global Education Monitoring (GEM) Report (Basque Government).**

- **Bilbao, University City (Bilbao City Council).**

City strategy aimed at positioning Bilbao as an attractive knowledge hub for international young talent, where universities, training centres and research centres create an open and dynamic ecosystem closely linked to the business and entrepreneurial fabric.

- **Commitment to Talent (Provincial Council of Bizkaia).**

Programme aimed at attracting, retaining and developing talent in Bizkaia.

- **Gipuzkoa Talent (Provincial Council of Gipuzkoa).**

Initiative to promote and strengthen human capital in Gipuzkoa and connect it with the economic ecosystem.

- **“Digital Friendliness” Project (Provincial Council of Bizkaia).**

Programme delivering digital training and capacity-building activities for older people and people with functional diversity.

- **EDA Drinks & Wine Campus (Provincial Council of Álava).**

Advanced centre for training, research, innovation and entrepreneurship in the wine and beverage sector, fostering collaborative processes with universities, technology centres, companies and public institutions.




- **Educational programmes (Donostia / San Sebastián City Council).**


Support for co-education coordinators in schools to address topics such as equality, prevention of gender-based violence, culture and music.

- **Expansion of the “Udalekuak” programme (Provincial Council of Bizkaia).**

Programme aimed at promoting values such as respect, coexistence and equality; fostering educational leisure; bringing children closer to the natural environment; and encouraging the use of Euskera as a language of communication in leisure activities.

STRATEGIC INDICATORS

Indicator	Baseline figure	Latest figure	Trend
Proportion of people aged between 30 and 34 who have completed higher education (%)	50,34	50,34	
Early school dropout rate among the population aged 18-24 (%)	10,2	10,2	
Proportion of those aged 15 who have achieved at least attainment level 2 in reading/mathematics (%)	82,56 80,47	82,56 80,47	





SDG 5

Achieve gender equality and empower all women and girls

SDG 5 - Content summary

Legislative initiatives

·Law 1/2022 for the Equality of Women and Men and Lives Free of Sexist Violence Against Women.

Planning instruments

- 2022-2025 Plan for the Equality of Women and Men.
- 3rd Inter-institutional Agreement for the coordination of support for victims of sexist violence against women.
- 2030 Strategy and 2022-2025 Action Plan to Combat the Wage Gap.

AVANCE DE ACCIONES

Achieve gender equality and empower all women and girls

KEY SERVICES, PROGRAMMES AND PROJECTS

- **Practical guide for integrating a gender perspective into sectoral and strategic plans (Basque Government).**

A guide aimed at incorporating the gender perspective into the diagnosis, planning, implementation, monitoring and evaluation of all institutional plans.

- **Recognition and funding of community-based projects with a gender equality perspective (Basque Government).**
- **BAI Sarea – network of collaborating entities for gender equality (Basque Government).**

This network aims to share knowledge and collaborate in the development of measures, tools and joint initiatives to transform the business and social environment, reduce gender gaps in the labour market, and promote equality and social justice as strategic values within organisations.

- **Network of local elected representatives for equality (Berdinsarea).**

This network seeks to significantly strengthen the involvement of local politicians in advancing equality within their municipalities.

- **Local model of co-responsible care with a feminist approach (Berdinsarea).**

This project aims to identify, define and model how to build a local care network based on the centrality of life paradigm, through public services and community networks, generating the necessary alliances among the different actors involved in the care system.

- **Strengthening of Basqueskola Sarea to enhance women's participation and influence in local politics (Berdinsarea).**

- **Interinstitutional Agreement for improving care for women victims of male violence (interinstitutional).**

This agreement aims to coordinate the institutions involved in supporting victims of abuse and sexual violence, ensuring comprehensive protection across health, police, judicial and social systems.

- **Updating of local coordination protocols for comprehensive care and reparation of victims of male violence (Berdinsarea).**

- **"Beldur Barik" interinstitutional campaign for the prevention of violence against women (interinstitutional).**

- **Empowerment schools (Provincial Councils and municipalities).**

Spaces aimed at fostering women,s social and political participation through empowerment processes.

- **Women's Houses (municipalities).**

Reference spaces for training, reflection, exchange and participation related to feminist empowerment.




- **STEM Bizkaia (Provincial Council of Bizkaia).**


Programme for awareness-raising and empowerment of girls and young women, as well as innovative initiatives to facilitate women,s participation in industry and STEM fields.

- **Crisis and comprehensive recovery centre for victims of sexual violence (Provincial Council of Bizkaia).**

- **Equality Observatory for identifying gender gaps (Provincial Council of Gipuzkoa).**

STRATEGIC INDICATORS

Indicator	Baseline figure	Latest figure	Trend
Female victim rate (out of 10,000)	47,27	57,99	
Proportion of women mayors (%)	25,20	33,07	
Proportion of women in senior management (%)	29,5	29,6	





SDG 6

Ensure availability and sustainable management of water and sanitation for all

SDG 6 - Content summary

Planning instruments

- Eastern Cantabrian River Basin Management Plan 2022–2027.
- Flood Risk Management Plan of Euskadi 2022–2027.
- Drought Management Plan for the Internal River Basins of Euskadi.

AVANCE DE ACCIONES

SDG 6: Ensure availability and sustainable management of water and sanitation for all

KEY SERVICES, PROGRAMMES AND PROJECTS

- **Water supply and sanitation actions (Basque Government, Provincial Councils and municipalities).**

Flood protection actions (Basque Government and municipalities).

Based on the Flood Risk Management Plan, implementation of priority works in collaboration with municipalities.

- **“Eskerrik asko, Ur-Lagunak” awareness campaign (Basque Government).**

This campaign aims to strengthen water culture in Euskadi.

- **Grants to local authorities for sustainable development actions related to environment and water (Basque Government).**

Sustainable environmental management of stormwater and streams (Donostia / San Sebastián City Council).

Stormwater collection in Miramón and renaturalisation of the Ibaeta and Morlans streams.



- **Urbitik (Provincial Council of Álava).**


Improvement of the integrated water cycle through the development of digital systems covering supply, distribution, sanitation and treatment.


- **Digitalisation of the integrated water cycle in Vitoria-Gasteiz (Vitoria-Gasteiz City Council).**

Full control of the supply network through a GIS; systematic renewal of pipelines; optimal execution of connections; systematic leak detection; and renewal of the meter stock, aimed at achieving high network efficiency.

STRATEGIC INDICATORS

Indicator	Baseline figure	Latest figure	Trend
Quality of surface water bodies (%)	41,3	48,5	
Total water demand per inhabitant per day (litres)	179,28	177,60	





SDG 7

**Guarantee access to
affordable, safe, sustainable
and modern energy**

SDG 7 - Content summary

Legislative initiatives

- Law 1/2024 on Energy Transition and Climate Change.
- Law 4/2019 on Energy Sustainability of the Basque Autonomous Community.
- Territorial Sectoral Plan for Renewable Energies.

Planning instruments

- Euskadi Energy Strategy 2030.
- Energy Transition and Climate Change Plan 2021–2024.
- 2030 Energy Action Plan for the Public Sector.
- Basque Hydrogen Strategy.

AVANCE DE ACCIONES

SDG 7: Guarantee access to affordable, safe, sustainable and modern energy

KEY SERVICES, PROGRAMMES AND PROJECTS

- **Grants for feasibility studies on the implementation of renewable energy and investments in energy efficiency (Basque Government).**
- **Grants for comprehensive energy audits in SMEs in the industrial and tertiary sectors (Basque Government).**
- **Electric mobility incentive programme (Basque Government).**
- **Incentive programme for self-consumption and energy storage based on renewable sources, as well as for the deployment of renewable thermal systems in the residential sector (Basque Government).**
- **Gipuzkoa energy communities (Provincial Council of Gipuzkoa).**

Support for the creation of energy communities.

- **Regional plans for a Just Energy Transition (Provincial Councils and municipalities).**

Promotion of a shift in the energy model at municipal and regional levels through plans that foster a just energy transition, tackling energy poverty, improving efficiency and advancing the use of renewable energy.

- **Community Transformation Offices (interinstitutional).**

Offices for the dissemination, support and advisory of energy communities, including funding schemes to promote the creation of such communities and investment in photovoltaic generation facilities, storage systems and associated mobility services.

- **Energy Intelligence Center (EIC) (Provincial Council of Bizkaia).**



Initiative aimed at positioning Bizkaia and Euskadi as an international benchmark in energy and energy transition, contributing to strengthening sector competitiveness—a key pillar of Basque industry—and enhancing the global presence of its companies.


- **Deployment of electric charging stations and installation of charging points in public parking areas (municipalities).**

- **Industrial decarbonisation processes based on collective self-consumption (Provincial Council of Álava).**

Support to the industrial sector in advancing decarbonisation, facilitating access for small industrial estates to affordable renewable energy generated in their local environment.

STRATEGIC INDICATORS

Indicator	Baseline figure	Latest figure	Trend
Energy intensity (Toe/€ million)	93,40	85,79	
Solar (kW), wind (kW), hydro (kW), photovoltaic (m2) power installed per inhabitant	99,36 727,50 797,03 109,18	202,90 697,51 786,71 377,06	





SDG 8

Promote inclusive and sustainable economic growth, employment and decent work for all

SDG 8 - Content summary

Legislative initiatives

·Employment Law 15/2023.

Planning instruments

Basque Employment Strategy 2030.
Occupational Safety and Health Strategy 2021—2025.
Interinstitutional Entrepreneurship Plan.
Lanbide Hobetzen Plan.
Merkataritza 2030 Strategy.

AVANCE DE ACCIONES

SDG 8: Promote inclusive and sustainable economic growth, employment and decent work for all

KEY SERVICES, PROGRAMMES AND PROJECTS

- **Technological training and talent digitalisation (Basque Government).**
- **Capacity-building actions in technology, digitalisation and skills for advanced industry.**
Grants for local and regional employment plans (Basque Government).
Initiatives to generate employment and business activity at the local level through financial support for projects that respond to local needs.
- **Employment and local development plans (Basque Government and municipalities).**
- **Employment hubs / job acceleration programmes (multiple institutions).**
These programmes aim to activate unemployed people both personally and professionally, improving their employability through transversal skills and the most in-demand competencies, while also reducing the digital divide and promoting green skills. They bring together diverse groups of unemployed individuals, supported by specialists who guide them in updating and refining their job search in line with current labour market trends.
- **Lehen Aukera Programme for the recruitment of young unemployed people in Basque companies (Basque Government).**
Global Training scholarships for international work placements (Basque Government).
Programme aimed at facilitating training and international mobility for young people, enabling them to carry out activities and projects related to their academic profile, gain professional experience abroad, and acquire valuable knowledge, networks and tools for their future careers.
- **Entrepreneurship and innovation centre (Provincial Council of Álava).**
Initiative designed to mobilise capabilities, knowledge and resources to promote high-potential entrepreneurship in Álava and provide services that drive the growth of its entrepreneurial ecosystem.
- **Support schemes for entrepreneurship in the social economy (Basque Government).**

- **Zorrotzaurre Urban Technology Park (interinstitutional).**



Development of an urban technology park covering 133,000 square metres, aimed at companies specialised in intensive use of new technologies such as artificial intelligence and big data, as well as knowledge-intensive business services and advanced industrial services.


- **Lurra (Provincial Council of Álava).**

- Project aimed at supporting the sustainability of the main economic sector of the Rioja Alavesa region (wine production), and at helping to reorient and adapt viticulture to current market demands.

- **Promotion of Bizkaia as a sustainable tourism destination, strengthening the alliance and the Bilbao Bizkaia Tourism Strategy 2030 (Provincial Council of Bizkaia and Bilbao City Council).**

STRATEGIC INDICATORS

Indicator	Baseline figure	Latest figure	Trend
Unemployment rate (%)	15,7	7,8	
Annual rate of growth of GDP per capita in real terms (%)	2,9	2,1	





SDG 9

**Build resilient infrastructure,
promote sustainable
industrialisation and foster
innovation**

SDG 9 - Content summary

Planning instruments

- Euskadi Science, Technology and Innovation Plan 2030.
- Euskadi Industry Plan 2030.
- Energy Strategy 2030.
- Euskadi Digital Transformation Strategy 2025.

AVANCE DE ACCIONES

SDG 9: Build resilient infrastructure, promote sustainable industrialisation and foster innovation

KEY SERVICES, PROGRAMMES AND PROJECTS

- **High-Speed Rail and the Basque Y (Basque Government).**

Development of the railway network that will connect the Basque capitals through a high-performance line, linking them to each other and to the French border via Iruñ, and ensuring continuity with the high-speed line to Madrid. It will form part of the high-performance network under the Strategic Infrastructure and Transport Plan and the Atlantic Corridor of the Trans-European High-Speed Rail Network.

- **Ikerbasque Programme (Basque Government).**

Programme to strengthen scientific research through the attraction, recovery and retention of researchers from around the world.

- **Hazitek Programme – support for business R&D (Basque Government).**

Support for industrial research and experimental development within Basque companies.

- **Digital Agendas (multiple institutions).**

- **GovTech initiatives (Provincial Councils).**

Innovation spaces aimed at bringing new digital solutions to public administration challenges.

- **Hibridalab Open Innovation Centre (Provincial Council of Álava).**

Space designed to foster cross-sectoral and interdisciplinary collaboration to generate innovation.

- **International Entrepreneurship Centre (Provincial Council of Bizkaia).**

Hub for attracting entrepreneurial talent and promoting open innovation and collaboration among startups, companies, investors and public administration.

- **Network of Intelligence Centers (Provincial Council of Bizkaia).**

Network of sectoral centres of excellence supporting strategic challenges faced by companies in areas such as sustainable mobility, advanced manufacturing, energy and ageing.

- **Global Smart Grids Innovation Hub (Provincial Council of Bizkaia).**

Hub focused on smart grids, aimed at attracting specialised talent and positioning Bizkaia as a leading territory in this field.

- **Aiara Industrial Lab (Provincial Council of Álava).**

Initiative to strengthen collaboration between the local industrial ecosystem and development agencies, creating a permanent forum where industry can identify needs and promote projects to enhance regional competitiveness.

- **Fund for the promotion of high-quality and competitive spaces for economic activity (Provincial Council of Bizkaia).**

- **Donostia–San Sebastián, City of Science and Knowledge with social impact (Donostia / San Sebastián City Council).**

Initiative to consolidate Donostia—San Sebastián as an international benchmark in science, knowledge, innovation and research, acting as a driver of wealth creation and quality employment. Includes new facilities (electromobility hub) and expansion of existing infrastructures.

- **Orekan Sakonduz (Provincial Council of Bizkaia).**



Programme to enhance territorial competitiveness through the creation of regional cooperation ecosystems, support for the design and implementation of regional competitiveness strategies, and the development of tailored initiatives adapted to the needs of local SMEs.


- **Talent House II (Donostia / San Sebastián City Council).**


Comprehensive programme offering services and support to highly qualified researchers seeking to establish and develop their innovative projects in the city.

- **Promotion of the quantum technologies ecosystem in Gipuzkoa (Provincial Council of Gipuzkoa).**

STRATEGIC INDICATORS

Indicator	Baseline figure	Latest figure	Trend
Research and development expenses as a proportion of GDP (%)	1,84	2,16	
Proportion of total value added from the manufacturing sector corresponding to medium-high and high technology activities (%)	32,20	30,6	





SDG 10

Reduce inequality in and between countries

SDG 10 - Content summary

Legislative initiatives

- Law 2/2022 on Youth.
- Law 2/2024 on Children and Adolescents.
- Law 4/2024 on non-discrimination based on gender identity and recognition of the rights of trans people.
- Law 6/2016 on the Social Third Sector of Euskadi.

Planning instruments

- Basque 2030 Youth Emancipation Strategy and 5th Youth Plan 2022—2026.
- 2nd Strategic Plan for Social Services 2023—2026.
- Euskadi Child Guarantee Strategy 2030.
- Basque Strategy against Violence towards Children and Adolescents 2022—2025.
- Basque Strategy with the Roma People 2022—2026.

AVANCE DE ACCIONES

SDG 10: Reduce inequality in and between countries

KEY SERVICES, PROGRAMMES AND PROJECTS

- **Socio-labour inclusion pathways for beneficiaries of the Minimum Vital Income and the Basque Income Guarantee Scheme (Basque Government and municipalities).**

- **Emantzipa Programme (Basque Government).**

Direct financial support aimed at supporting young people's emancipation.

- **GAZ – support service for young people's emancipation processes (Basque Government).**

- **Gaztelagun Programme (Basque Government).**

Housing rental support for young people.

- **Grants to maintain jobs for people with disabilities in Special Employment Centres (Basque Government).**

- **Support for the employment of people with disabilities in the open labour market (Basque Government).**

- **Araba a Punto (Provincial Council of Álava).**

Initiative to promote a collective strategy to combat unwanted loneliness among older people.

- **Harreragunes (Basque Government and municipalities).**

Specialised spaces to welcome and provide guidance to migrants.

- **Herri Txiki Aukera Handi (Provincial Council of Bizkaia).**

Initiative to ensure that all municipalities have access to the same public services—social services, mobility, leisure, culture, sports, and internet access.

- **Service platform to prevent rural depopulation (Provincial Council of Álava).**

Facilitates access to basic services and supplies for people living in rural areas, helping to ensure their permanence.



- **Ongi etorri eskolara! (Donostia / San Sebastián City Council).**


Programme aimed at fostering the inclusion of families from different countries and raising awareness among school communities of the value of cultural diversity.

- **2nd Provincial Plan for Coexistence in Diversity (Provincial Council of Gipuzkoa).**

- **Vitoria-Gasteiz, inclusive and discrimination-free city (Vitoria-Gasteiz City Council).**

STRATEGIC INDICATORS

Indicator	Baseline figure	Latest figure	Trend
20/80 inequality ratio in disposable family income (%)	8,9	9,6	
Gini index (index)	27,10	26,88	





SDG 11

**Make cities more inclusive,
safe, resilient and sustainable**

SDG 11 - Content summary

Legislative initiatives

- Law 6/2025 on Urgent Measures in Housing, Land and Urban Planning.
- Decree 80/2022 regulating minimum habitability conditions and housing and public accommodation design standards.
- Law 11/2023 on Sustainable Mobility in Euskadi.

Planning instruments

- Bultzatu 2050 Urban Agenda of Euskadi.
- Housing Master Plan 2025—2027.
- Sustainable Mobility Plan of Euskadi.
- Euskadi Waste Prevention and Management Plan 2030.

AVANCE DE ACCIONES

SDG 11: Make cities more inclusive, safe, resilient and sustainable

KEY SERVICES, PROGRAMMES AND PROJECTS

- **Opengela (Basque Government and municipalities).**

Programme to extend urban regeneration in Euskadi through neighbourhood offices acting as one-stop shops for residents.

- **Patxe (Basque Government).**

Initiative to promote citizen participation in building sustainable and equitable environments.

- **Development of new affordable rental housing (Basque Government and municipalities).**

- **Housing rehabilitation support programme (Basque Government).**

- **Extension of Metro Bilbao (Basque Government and Provincial Council of Bizkaia).**

- **Extension of the Vitoria-Gasteiz tram system (interinstitutional).**

- **Public transport fare reductions for urban and interurban land transport (interinstitutional).**

- **MUBIL – Sustainable and Smart Mobility Pole (Provincial Council of Gipuzkoa).**

Initiative bringing together public and private actors to promote smart and sustainable mobility, positioning Gipuzkoa and Euskadi as key players in this field.

- **Vitoria-Gasteiz Araba Mobility Lab (Provincial Council of Álava and Vitoria-Gasteiz City Council).**

Innovation hub for urban mobility and logistics to test new solutions and enhance the competitiveness of the local economic fabric.

- **Urban and interurban cycling infrastructure (bidegorris) (Provincial Councils and municipalities).**

Cycling lanes designed to promote everyday and recreational use of bicycles, as well as pedestrian mobility, through both shared and segregated solutions.

- **Orain Otxar – pilot urban regeneration project in Otxarkoaga (Bilbao City Council).**

Comprehensive intervention including housing rehabilitation, upgrading of public facilities to support commerce, training, employment and culture, complemented by programmes fostering community roots, inclusion and social balance. It also functions as an urban lab whose lessons can be replicated across Euskadi.

- **Auzokide Plan (Bilbao City Council).**

Initiative for the continuous improvement of Bilbao's neighbourhoods through planning and implementation of priority actions defined by citizens and local stakeholders via District Councils.

- **Bilbaobizi (Bilbao City Council).**

Public bike-sharing service with electric-assist bicycles, aimed at promoting sustainable, healthy and non-polluting mobility across the city.

- **Development of a high-capacity interurban cycling network (Provincial Council of Bizkaia).**

- **Low Emission Zones (municipalities).**

Defined urban areas where access, circulation and parking of the most polluting vehicles are restricted to improve air quality and public health.




- **“Caring for Donostia-San Sebastián as a destination” (Donostia / San Sebastián City Council).**


Implementation of measures to ensure the city remains a sustainable tourism destination that benefits residents, based on a model of authenticity and excellence.

- **Revision of the General Urban Development Plan (PGOU) based on sustainable urban planning principles (Vitoria-Gasteiz City Council).**

- **Actions for the comprehensive regeneration of the Medieval Quarter (Vitoria-Gasteiz City Council).**

STRATEGIC INDICATORS

Indicator	Baseline figure	Latest figure	Trend
Proportion of people living in homes with specific housing defects (%)	11,80	12,43	
Proportion of people living in homes with specific housing defects (%)	6,89	6,95	
Average level of PM2.5 in cities, weighted by population (µg/m ³)	10,07	9,49	





SDG 12

Ensure sustainable consumption and production patterns

SDG 12 - Content summary

Legislative initiatives

- Energy Transition and Climate Change Law 1/2024.
- Law 4/2023, on the Consumer and User Statute.

Planning instruments

- Euskadi Circular Economy Strategy 2030.
- Euskadi Waste Prevention and Management Plan 2030.

AVANCE DE ACCIONES

SDG 12: Ensure sustainable consumption and production patterns

KEY SERVICES, PROGRAMMES AND PROJECTS

- **Basque Ecodesign Center (Basque Government).**

This centre generates knowledge on circular economy that is transferable to the Basque industrial fabric through innovation in the priority areas defined in the Euskadi Circular Economy Strategy.

- **Promotion of circular economy and competitiveness at the local level (Udalsarea 2030).**

This initiative aims to implement the concept of circular economy at local and regional levels by developing and sharing practical guidance tailored to local authorities, while facilitating its adoption within the social and business fabric.

- **Circular Economy Hub (Vitoria-Gasteiz City Council).**

This hub promotes the Euskadi Circular Economy Strategy 2030 from a local perspective, aligned with the city's own Circular Economy Strategy 2030.

- **Konpondu Project (Vitoria-Gasteiz City Council).**

Initiative promoting a shift in consumption patterns by extending product lifecycles through the local repair sector.

- **Business Case Repository for Environmental Sustainability Innovation (multi-stakeholder).**

- **Biderbi (Provincial Council of Álava).**




Initiative to promote ecological and sustainable production, fostering agriculture and livestock farming practices in harmony with the environment.


- **Industrial Decarbonisation Programme (Basque Government).**

Grant scheme supporting industrial companies in investing in production processes that improve environmental protection through decarbonisation.

- **Etxekonposta and Auzokonposta (Donostia / San Sebastián City Council).**
Municipal programmes promoting household and community composting.
- **“San Sebastián without waste” (Donostia / San Sebastián City Council).**
Programme addressing food waste across different sectors, including the hospitality sector.
- **Preparation for Reuse Centre (Provincial Council of Gipuzkoa).**
Infrastructure dedicated to preparing textile waste, bulky waste and waste electrical and electronic equipment (WEEE) for reuse, extending their lifecycle.
- **Public awareness and education on the benefits of sustainable and responsible food production and consumption, and the value of rural life (Vitoria-Gasteiz City Council).**

STRATEGIC INDICATORS

Indicator	Baseline figure	Latest figure	Trend
Consumption of material in terms of GDP (T/€ million)	311,8	264,1	
Hazardous waste generated per capita (kg)	150,82	157,79	
Proportion of municipal waste recycled out of all municipal waste generated and treated (%)	36,44	47,44	





SDG 13

Adopt urgent measures to combat climate change and its effects

SDG 13 - Content summary

Legislative initiatives

- Law 1/2024 on Energy Transition and Climate Change.
- Law 10/2021 on Environmental Administration of Euskadi.
- Law 11/2023 on Sustainable Mobility in Euskadi.

Planning instruments

- Basque Country Climate Change Strategy 2050.
- 4th Environmental Framework Programme 2030.
- Environmental Inspection and Control Plan 2019—2026.
- Basque Country Education for Sustainability Strategy 2030.

AVANCE DE ACCIONES

SDG 13: Adopt urgent measures to combat climate change and its effects

KEY SERVICES, PROGRAMMES AND PROJECTS

- **Covenant of Mayors for Climate and Energy (Basque Government and municipalities).**
This initiative promotes the deployment of Local Climate and Energy Plans at municipal and regional levels; the design, maintenance and updating of tools for calculating greenhouse gas (GHG) inventories at municipal and regional levels and the carbon footprint of local authorities; and the promotion of municipal commitment to energy transition and climate action.
- **Grants for local sustainable development (Basque Government).**
Funding to support municipalities in promoting urban climate adaptation projects and the implementation of Nature-Based Solutions.
- **Participation in the EU Mission “100 Climate-Neutral and Smart Cities by 2030” (Vitoria-Gasteiz City Council).**
This mission aims to turn selected cities into hubs of experimentation and innovation, enabling all European cities to achieve climate neutrality by 2050.
- **Electrification of urban bus fleets (municipalities).**
- **Green infrastructure networks (Provincial Councils and municipalities).**
- **Flood Prevention Plan (Vitoria-Gasteiz City Council).**

- **Euskadi Green Public Procurement Programme 2030 (Basque Government).**

A cross-cutting instrument to advance objectives such as climate change mitigation, efficient use of natural resources and eco-innovation.

- **Agenda Escolar 2030 and Agenda 2030 for Vocational Education and Training programmes (Basque Government).**

- **Climate shelter networks (municipalities).**



- **Gipuzkoa Klima 2050 (Provincial Council of Gipuzkoa).**


Comprehensive strategy to address climate change.


- **Decommissioning of the Artikutza dam (Donostia / San Sebastián City Council).**

The partial dismantling and decommissioning of the Enobietza/Artikutza dam represents one of the largest interventions of its kind in Europe. The project contributes to environmental restoration, with significant technological and ecological challenges, and a positive impact on biodiversity. It takes place within a Natura 2000 site, designated as a Special Area of Conservation (SAC), and forms part of the European LIFE Kantauribai project.

STRATEGIC INDICATORS

Indicator	Baseline figure	Latest figure	Trend
Total greenhouse gas emissions of resident units per unit of GDP (kgCO ₂ eq.)	0,25	0,21	
Greenhouse gas emissions compared with 2005 (%)	-23,73	-27,37	





SDG 14

Conserve and sustainably use
the oceans, seas and marine
resources

SDG 14 - Content summary

Legislative initiatives

- Law 1/2024 on Energy Transition and Climate Change.
- Territorial Sectoral Plan (PTS) for the Coastline (under preparation).

AVANCE DE ACCIONES

SDG 14: Conserve and sustainably use the oceans, seas and marine resources

KEY SERVICES, PROGRAMMES AND PROJECTS

- **Grant programme to promote sustainable fishing and facilitate generational renewal in the fisheries and aquaculture sector in Euskadi (Basque Government).**

These grants aim to foster a sustainable and innovative sector based on technological development, energy efficiency and human capital, while supporting generational renewal to ensure the long-term viability of fisheries and aquaculture.

- **Bermeo Tuna World Capital (multi-stakeholder).**

Public-private partnership involving key actors across the tuna value chain, promoting the sustainable management of tuna as a natural resource based on scientific knowledge, innovation and leadership in social and environmental best practices under internationally recognised standards.

- **Oarsoaldea Urdina Hub – Blue Economy innovation hub (interinstitutional).**

initiative aimed at creating a competitive technological space—both institutional and business-oriented—to identify challenges and opportunities within the Blue Economy, fostering economic activity and social development through projects that promote sustainable use of marine resources.

- Promotion of maritime culture and sea-related professions: Ortube fishing vessel and Mendieta shipyards (Provincial Council of Bizkaia).

- **ItsaSOS campaign (Donostia / San Sebastián City Council).**


Initiative aimed at engaging citizens in the protection of the coastline through participatory experiences.


- **Environmental Management Systems (EMS) for beach management (Provincial Councils and municipalities).**

- **Bluepoint – circular blue economy for marine plastics (Provincial Council of Gipuzkoa).**

Initiative to create an ecosystem of cooperation, innovation, entrepreneurship and internationalisation across the marine plastics value chain.

STRATEGIC INDICATORS

Indicator	Baseline figure	Latest figure	Trend
Bathing water quality (%)	74,13	89,28	





SDG 15

Sustainably manage forests, combat desertification, and halt and reverse land degradation and halt biodiversity loss

SDG 15 - Content summary

Legislative initiatives

- Law 1/2024 on Energy Transition and Climate Change.
- Law 9/2021 on the Conservation of Natural Heritage of Euskadi.
- Law 7/2022 on Rural Development of Euskadi.

Planning instruments

- 2030 Basque Country Biodiversity Strategy.
- 2030 Basque Country Soil Protection Strategy.

AVANCE DE ACCIONES

SDG 15: Sustainably manage forests, combat desertification, and halt and reverse land degradation and halt biodiversity loss

KEY SERVICES, PROGRAMMES AND PROJECTS.

- **Urban green belts (municipalities).**

These green belts are key biodiversity hotspots and contribute to improving quality of life.

- **“One town, one action for biodiversity” project (Provincial Council of Álava).**

This initiative promotes a culture in favour of biodiversity and supports participatory natural resource management in municipalities across Álava.

- **Management plan for holm oak forests in the Badaia mountain range (Vitoria-Gasteiz City Council).**

Monitoring and intervention plan including assessment of photosynthetic activity using remote sensing techniques, identification and characterisation of the most affected areas, and implementation of pilot interventions for subsequent evaluation and scaling.

- **Species conservation and wildlife management (Provincial Council of Bizkaia).**

Conservation of protected fauna and flora species, alongside population control of wild species to ensure ecological and economic sustainability while minimising damage and health risks. Includes the renovation of the Bizkaia Wildlife Recovery Centre.

- **Basotik – collective and advanced forest management (Provincial Council of Gipuzkoa).**

• Through collective forest management and a sustainability-based model, this initiative promotes integrated management of forest land, supports sustainable forestry practices, and fosters the bioeconomy and the use of wood as a raw material.

- **Enhancement of the Gipuzkoa Green Infrastructure Network and restoration of degraded areas (Provincial Council of Gipuzkoa and municipalities)**

- **Enhancement of the Gipuzkoa Green Infrastructure Network and restoration of degraded areas (Provincial Council of Gipuzkoa and municipalities).**

Projects aimed at improving the environmental quality of public land in both urban and rural areas, increasing ecological functionality and resilience to climate change impacts.

- **Urumea educational pathway (Donostia / San Sebastián City Council).**

Guided route to rediscover the natural, cultural and historical value of the river, raising awareness of river dynamics, biodiversity and human activities developed over time.



- **Biodiversity Conservation Strategy of Vitoria-Gasteiz (Vitoria-Gasteiz City Council).**


Includes adaptation of rural plots to enhance biodiversity, protection campaigns for native species, control of invasive species, and development of green and blue corridors connecting urban and rural areas.

- **Urban Tree Master Plan (Donostia / San Sebastián City Council).**

Framework for achieving optimal urban tree management, defining guidelines, environmental indicators and functional criteria to ensure efficient and sustainable tree planning.

STRATEGIC INDICATORS

Indicator	Baseline figure	Latest figure	Trend
Proportion of wooded surface area with sustainable management instruments in force (%)	15,90	21,6	
Surface area of soil that is potentially contaminated and restored for new use since 2005 (Ha)	944,0	1406,5	





SDG 16

Promote just, peaceful and inclusive societies

SDG 16 - Content summary

Legislative initiatives

- Law 9/2023, on the Historic and Democratic Memory of the Basque Country.
- Law 8/2023, on places of worship and Religious Diversity in the Basque Country.

Planning instruments

- 2030 Strategic Plan for Governance, Public Innovation and Digital Government.
- Joint Plans to Combat Tax Fraud (annual).
- OGP Euskadi Action Plan 2025—2028.
- Euskadi Digital Transformation Strategy 2025.
- Euskadi General Public Security Plan 2020—2025.

AVANCE DE ACCIONES

SDG 16: Promote just, peaceful and inclusive societies

KEY SERVICES, PROGRAMMES AND PROJECTS

- **Local governance aligned with the 2030 Agenda and the SDGs: evaluation of sustainability policies and local action (Udalsarea 2030).**

This initiative aims to strengthen local governance aligned with the SDGs, as well as to enhance the visibility and projection of local action related to the 2030 Agenda.

- **ELoGE – European Label of Governance Excellence (EUDEL).**

A recognition system promoted by the Council of Europe to guide local governments towards efficient, effective and sustainable municipal management. EUDEL promotes its implementation across Basque municipalities.

- **Participatory budgeting initiatives (Provincial Councils and municipalities).**

- **Bilbao City of Values (Bilbao City Council).**

A space for analysis, dialogue and collaborative work among institutions, social organisations, companies, media, educational centres and citizens to promote shared values across the city.

- **Neighbourhood Coexistence Observatory (Bilbao City Council).**

Initiative aimed at improving social cohesion through early identification and resolution of conflicts at the local level.

- **Etorkizuna Eraikiz (Provincial Council of Gipuzkoa).**

Innovation strategy designed to strengthen collective capacity and address societal challenges through collaboration, experimentation and shared decision-making in public policy.

- **Anti-rumour strategies (municipalities).**

Initiatives aimed at promoting critical thinking and raising awareness about the negative impact of stereotypes, prejudice and misinformation on social cohesion, through participatory and innovative actions.

- **HEI – Open School of Citizenship (Vitoria-Gasteiz City Council).**

Space for training and engagement aimed at empowering citizens to actively participate in municipal governance.

- **Institutional integrity systems (all institutions).**

- **Bizkaia Gertu – network of regional citizen service offices (Provincial Council of Bizkaia).**

expansion of integrated citizen service offices to ensure accessible, close and efficient public services across the territory.

- **Gazte Panela (Bilbao City Council).**

Permanent space for dialogue and participation between young people and the municipality, contributing to the local Youth Agenda and fostering youth engagement in sustainable urban development.

- **Pact for Citizen Security (Bilbao City Council).**

Agreement among municipal political groups to strengthen safety and social cohesion in Bilbao.

- **Institutional coordination for the management of San Juan de Gaztelugatxe (Provincial Council of Bizkaia).**

Establishment of the Gaztelugatxe Cooperation Council to strengthen governance, conservation and joint management of a high-demand tourist site of significant environmental and cultural value.

- **Accountability meetings (Provincial Council of Bizkaia).**

Regular territorial and sectoral meetings where the provincial government reports to citizens on policy implementation and progress.

- **Children and Adolescents Councils in municipalities of Bizkaia (Provincial Council of Bizkaia and municipalities).**

Participation spaces aimed at involving young people in public and community action and fostering a culture of civic engagement.

- **Care Evaluation Agency (Provincial Council of Gipuzkoa).**




- **Gipuzkoa: a territory of innovative, plural and deep democracy (Provincial Council of Gipuzkoa).**


Flagship initiative to strengthen democratic culture and participation, particularly among youth.

- **Citizens' Assembly on Energy Transition and Climate Change of Euskadi (Basque Government).**

Deliberative forum enabling citizens to engage, learn and reach consensus on solutions for achieving climate neutrality and strengthening territorial resilience, with a just and inclusive approach.

STRATEGIC INDICATORS

Indicator	Baseline figure	Latest figure	Trend
Crime index (Criminal offences/1,000 inhabitants)	38,66	45,32	
Proportion of the population who feel safe walking alone in their neighbourhood after dark (%)	76,38	69,73	
Proportion of the population who feel satisfied with how public services are run (%)	46,30	47,50	





SDG 17

Revitalise the global partnership for sustainable development

SDG 17 - Content summary

Legislative initiatives

·Cooperation and Solidarity Law 3/2025.

Planning instruments

·4th Development Cooperation Steering Plan, 2018-2025.
·2025 Basque Country Internationalisation Framework Strategy.

AVANCE DE ACCIONES

SDG 17: Revitalise the global partnership for sustainable development

KEY SERVICES, PROGRAMMES AND PROJECTS

- **“Euskaditik Mundura” (Basque Government).**

Initiative aimed at connecting the Basque 2030 Agenda with the Global South.

- **Grants for development cooperation programmes (all institutions).**

- **Technical cooperation programme to strengthen the public health system in Guinea-Bissau (Basque Agency for Cooperation and Solidarity).**

• SDG localisation process based on a multi-stakeholder methodology to advance the 4+1 transformation axes of the City of Bilbao towards sustainable development (Bilbao City Council).

This initiative includes the development of a sociogram to map key actors from civil society, the private sector (including the social economy) and academia, enabling convergence in a multi-stakeholder collaboration process aligned with public policies and fostering long-term shared missions and projects.

- **Álava Alliance for Sustainable Development (Provincial Council of Álava).**

Initiative to build a broad and solid participatory network, generate synergies among territorial actors, and recognise and promote contributions towards the SDGs, fostering a model of prosperity that respects the planet and ensures that no one is left behind.


- **“Basque Youth for Cooperation” Programme (Basque Government).**


Programme aimed at raising awareness among Basque youth through cooperation activities in countries of the Global South, fostering a culture of solidarity among peoples and cultures.

- **Zaintza Herri-lab (Provincial Council of Gipuzkoa).**

Territorial strategy for Local Care Ecosystems.

STRATEGIC INDICATORS

Indicator	Baseline figure	Latest figure	Trend
Net Official Development Aid of autonomous and local public authorities as a proportion of GDP (%)	0,07	0,09	





SDG 18

Linguistic and cultural diversity

SDG 18 - Content summary

Legislative initiatives

- Law 6/2019 on Basque Cultural Heritage.
- Decree 19/2024 on the normalisation of the use of Euskera in the Basque Public Sector.

Planning instruments

- 2022-2028 Strategic Culture Plan.
- 2021-2025 Strategic Basque Language Agenda.

AVANCE DE ACCIONES

SDG 18: Linguistic and cultural diversity

KEY SERVICES, PROGRAMMES AND PROJECTS

- **Support for the artistic, audiovisual and creative sectors (Basque Government).**

Includes funding for cultural and creative industries, festivals, performing arts, visual arts and literature.

- **Bitartez (Basque Government).**

Grant programme supporting innovative cultural projects based on mediation, creativity, hybridity and technological approaches.

- **Euskal Museoa (Provincial Council of Bizkaia and Bilbao City Council).**

Expansion of the museum by 2,000 m² and development of a new exhibition narrative to consolidate it as a benchmark of Basque culture and as a gateway to Basque culture for the world.

- **Extension of the Bilbao Fine Arts Museum (interinstitutional).**

Expansion of 6,700 m² of new construction and comprehensive refurbishment of 8,000 m² to create a more attractive and functional museum.

- **Musiktopa — promotion of traditional Basque folk music (Provincial Council of Bizkaia).**

Initiative showcasing living musical heritage with educational and outreach value rooted in Basque culture.

- **Euskaraldia – social activation of Euskera (interinstitutional).**

Large-scale participatory initiative aimed at changing language habits and promoting the everyday use of Euskera.

- **Euskera Interpretation Centre (Provincial Council of Bizkaia).**

Initiative to position the centre as a European reference point for minority and minoritised languages.

- **Gipuzkoa Arigune (Provincial Council of Gipuzkoa and municipalities).**


Initiative to ensure that people can use Euskera comfortably in any context, contributing to a more cohesive society.

- **Internationalisation of SDG 18 (interinstitutional).**

Initiative aimed at highlighting the role of language and culture in sustainable development by defining their contribution to the 17 SDGs and proposing concrete, applicable and measurable targets for a dedicated goal focused on Linguistic and Cultural Diversity.


STRATEGIC INDICATORS

Indicator	Baseline figure	Latest figure	Trend
The strategic indicators of this new SDG will be defined over the course of 2026.			



Part Three

Conclusions. goals for 2026



Conclusions. Goals for 2025

Conclusions

Basque institutions and the different social actors committed to the 2030 Agenda have continued to promote the Sustainable Development Goals throughout 2025 within the scope of their competences and capacities.

The main conclusions are as follows:

1. 2025 has been marked by the design and launch of the 2025–2028 Social Innovation and Agenda 2030 Plan.

This plan places a special focus on one of the key strategic issues essential to ensuring sustainable development: the strengthening of democratic culture and practice.

2. In response to this new context, the Social Transition and Agenda 2030 Forum has been transformed into the Social Innovation and Agenda 2030 Forum – Euskadi 2030 Hub.

3. Another major milestone has been the consolidation of the Basque SDG Alliance throughout 2025.

Created in 2023, it now brings together 115 social, business and knowledge-based organisations collaborating on the implementation of the 2030 Agenda.

4. The work on the localisation of the 2030 Agenda carried out by Basque municipalities continues to be a key pillar.

5. 2025 marked the first full year of operation of Local2030, the United Nations platform aimed at accelerating SDG implementation through cities, regional and national governments, and the private sector.

Significant international initiatives have been developed, such as the design and promotion of the "Bilbao Blueprint,, a model for territorial financing and innovation with a global perspective rooted in local action.

6. Progress has also been made in advancing Euskadi's proposal to become a United Nations Local2030 Hub.

This hub will primarily specialise in governance and SDG localisation and is expected to begin its activities in 2026.

Goals for 2026

The main objectives for 2026, in addition to consolidating the work carried out to date, include:

1. **Advancing strategic frameworks for collaborative governance and democratic strengthening in Euskadi.**

This will be achieved through projects that consolidate and promote a shared democratic culture and practice, designed and implemented through collaboration. These efforts aim to support the development of public policies that are more people-centred, more connected to the territory and grounded in strong democratic values.

This takes place within the context of a living democratic ecosystem, where citizens act as agents of transformation and where institutions, social actors and communities engage in dialogue to collectively build a more just, transparent and participatory future.


2. **Developing new shared projects in strategic areas such as:**

- Democratic quality and culture, and inclusion policies
- Fiscal competitiveness, talent attraction and retention, public procurement and sustainability
- Climate change, sustainable food systems, and rural/territorial development
- Development cooperation

3. **At the municipal level, deepening SDG localisation in smaller municipalities and strengthening the communication of local contributions to the SDGs.**

The 2030 Agenda will be leveraged to promote projects with greater transformative capacity in terms of sustainable development and to increase the engagement of citizens and local stakeholders.


4. **Official launch of the Social Innovation and Agenda 2030 Forum – Euskadi Local2030 Hub.**





Annex I

**Report on the
alignment of
the basque
government's
2026
Budget with
the 2030
agenda's
sustainable
development
goals**





Introduction

This report seeks to analyse the Basque Government's 2025 budget in order to establish its degree of alignment with the Sustainable Development Goals (SDGs) of the 2030 Agenda; this will allow its figures to be linked to the different SDGs.

Thus, a total of 111 budgetary programmes classified into 26 expenditure functions impacting the 17 SDGs of the 2030 Agenda (see list of functions and programmes in the Annex) have been aligned; totalling 584 direct application (resources of the budgetary programme aimed directly at compliance of some of the SDG goals) and indirect application (when the resources of the budgetary programme are aimed indirectly at compliance of the SDG target) impacts.

Methodology

The following filtering was performed for each of the budgetary programmes of the consolidated budget (111 in total):

1. The goals and activities of each budgetary programme, along with its associated type of expenditure.
2. Those goals and activities have been contrasted with those of the SDGs.
3. Coincidence detection was used to determine whether there is an impact on any or several SDGs, given that the nature of the expenditure may be impacting more than one SDG at the same time.
4. The distribution of budgets by items of expenditure was used to distinguish between the direct application impacts and indirect application impacts. In general, the starting point has been the assumption that the direct application impacts occur through the items in chapters 4, 6 and 7, and the indirect application impacts through the items in the other chapters. However, given the specific nature of the budgetary programmes, the expenditure items in Chapters 1, 2 or 8 were also considered when calculating the direct application impacts.
5. In the case of those budgetary programmes impacting SDG 16 and SDG 17, a distribution was performed with a lower weighting compared to the other SDGs.

Main results

The data is set out below that was used to answer the following four questions:

- 1 - How does the 2025 Budget contribute to each SDG?**
- 2 - How does each expenditure function contribute to the SDGs?**
- 3 - How does the 2025 Budget contribute to the 5Ps of development: People, Planet, Prosperity, Peace and Partnerships?**
- 4 - What are the synergies between the different SDGs?**

1. How does the 2025 budget contribute to each SDG?

SDG	Direct Impact	Indirect Impact	SDG	Direct Impact	Indirect Impact
 1 NO POVERTY	1.454.581	63.798	 10 REDUCED INEQUALITIES	1.760.253	108.657
 2 ZERO HUNGER	208.383	10.875	 11 SUSTAINABLE CITIES AND COMMUNITIES	1.780.001	108.230
 3 GOOD HEALTH AND WELL-BEING	1.412.785	86.302	 12 RESPONSIBLE CONSUMPTION AND PRODUCTION	321.095	35.597
 4 QUALITY EDUCATION	695.866	64.843	 13 CLIMATE ACTION	210.762	25.744
 5 GENDER EQUALITY	1.072.677	86.302	 14 LIFE BELOW WATER	84.527	9.572
 6 CLEAN WATER AND SANITATION	79.275	19.897	 15 LIFE ON LAND	49.021	7.242
 7 AFFORDABLE AND CLEAN ENERGY	181.424	22.611	 16 PEACE, JUSTICE AND STRONG INSTITUTIONS	1.151.492	383.793
 8 DECENT WORK AND ECONOMIC GROWTH	1.137.404	680.881	 17 PARTNERSHIPS FOR THE GOALS	1.232.360	398.727
 9 INDUSTRY, INNOVATION AND INFRASTRUCTURE	2.240.299	94.173			


Amount in thousands of €

1. How does the 2026 budget contribute to each SDG?

All the SDGs have at least 4 aligned expenditure functions.

SDG 17 (Partnerships for the goals), SDG 16 (Peace, justice and strong institutions) and SDG 8 (Decent work and economic growth) are those that have the greatest number of aligned expenditure functions.


Number of Functions aligned with each SDG



1. How does the 2026 budget contribute to each SDG?

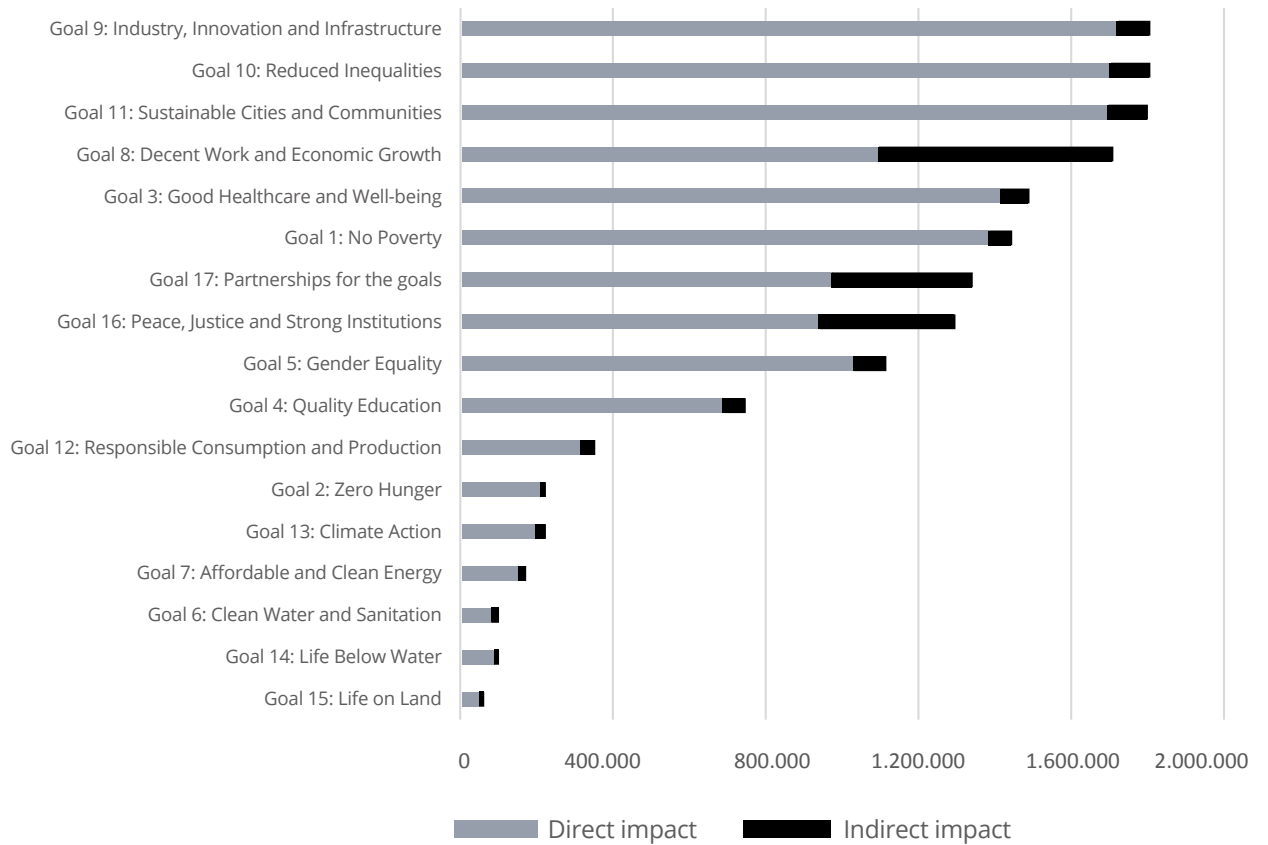
Apart from the institutional SDGs (16 and 17), much of the budgetary effort is aimed at the goals to fight against poverty and inequalities (1, 5 and 10), at economic growth and wellbeing (3, 8, 9 and 11) and in a more fragmented and cross-cutting way on the goals related to environmental sustainability (6, 7, 12, 13, 14 and 15).

Budgetary contribution to the SDGs (thousands €)



1. How does the 2026 budget contribute to each SDG?

Direct and Indirect Impact (thousands €)



1. How does the 2025 budget contribute to each SDG?

SDG-aligned Functions, Programmes and Budget



8

Functions

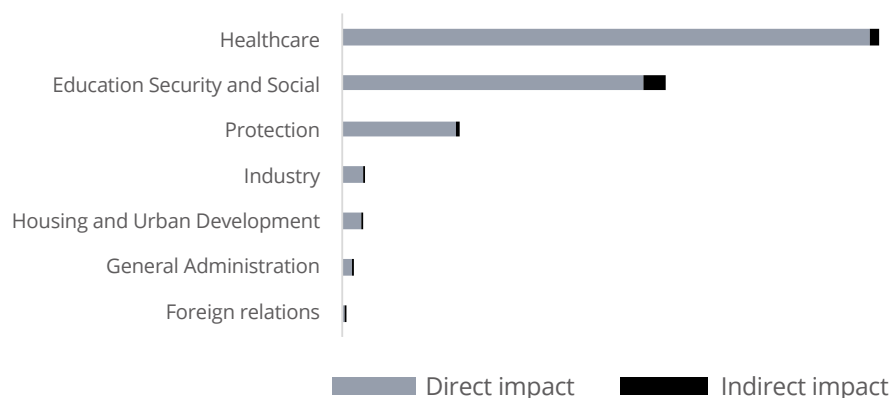
23

Programmes

1.518

€ million

Functions contributing to SDG 1



1. How does the 2026 budget contribute to each SDG?

SDG-aligned Functions, Programmes and Budget



5

Functions

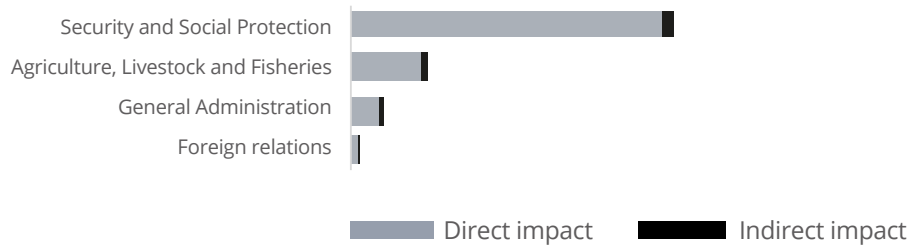
11

Programmes

219

€ million

Functions contributing to SDG 2



1. How does the 2026 budget contribute to each SDG?

SDG-aligned Functions, Programmes and Budget



15

Functions

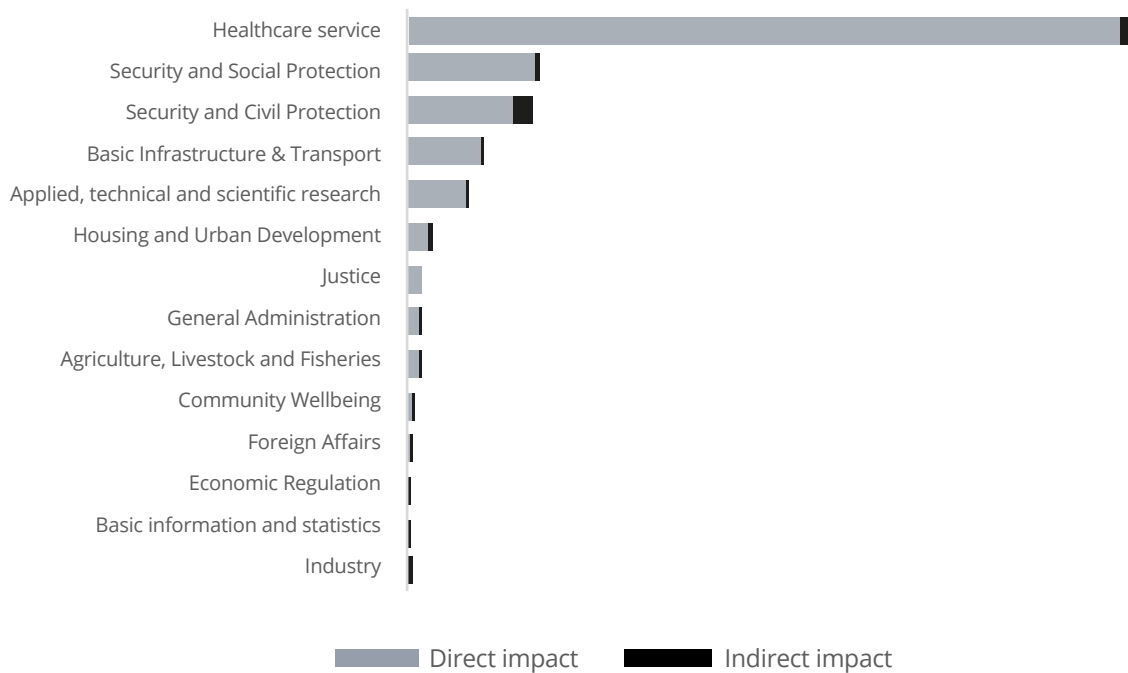
36

Programmes

1.541

€ million

Functions contributing to SDG 3



1. How does the 2025 budget contribute to each SDG?

SDG-aligned Functions, Programmes and Budget



10

Functions

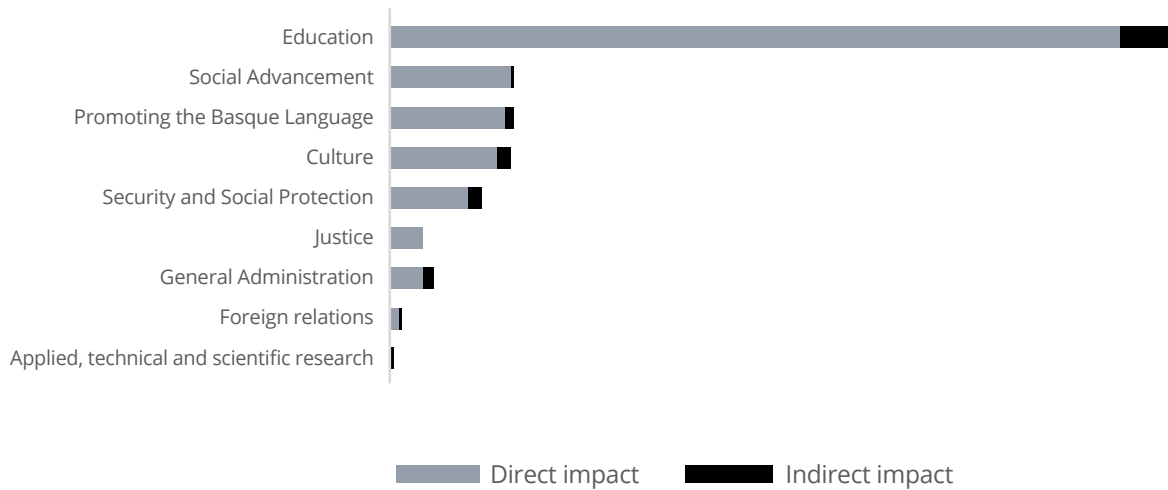
29

Programmes

760

€ million

Functions contributing to SDG 4



1. How does the 2026 budget contribute to each SDG?

SDG-aligned Functions, Programmes and Budget



11

Functions

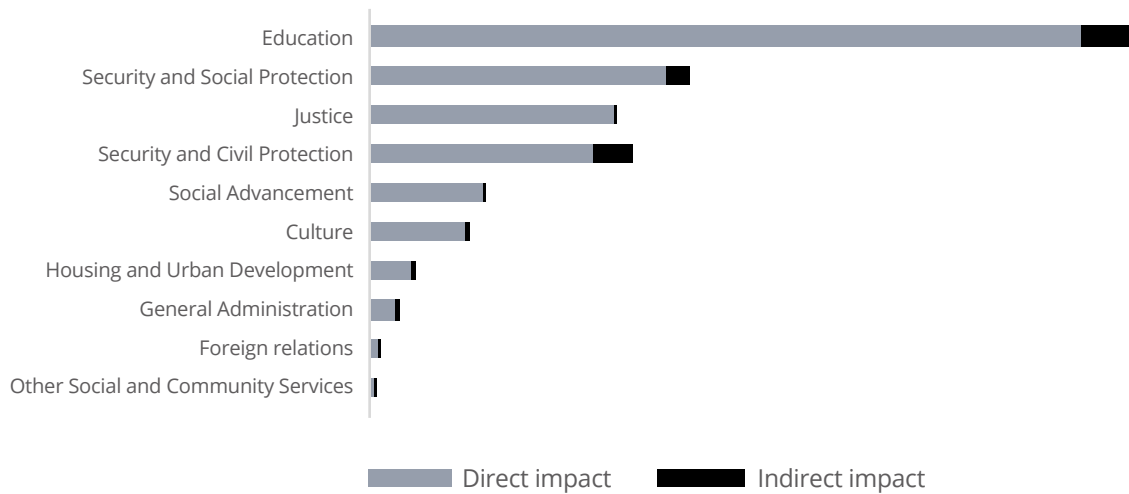
33

Programmes

1.158

€ million

Functions contributing to SDG 5



1. How does the 2026 budget contribute to each SDG?

SDG-aligned Functions, Programmes and Budget



9

Functions

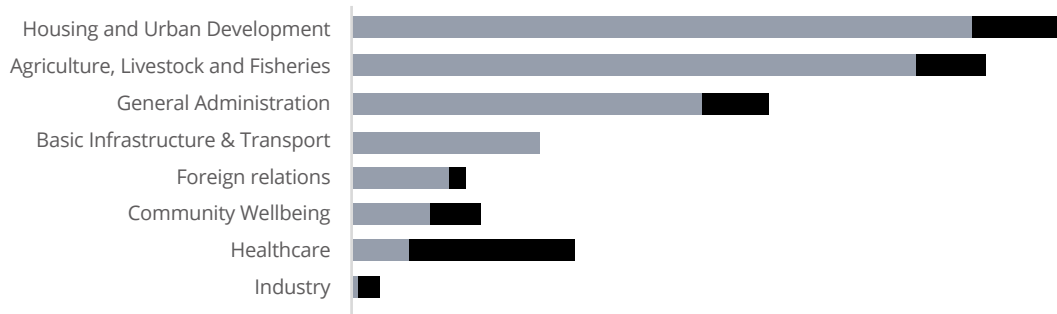
14

Programmes

98

€ million

Functions contributing to SDG 6



Direct impact Indirect impact



1. How does the 2026 budget contribute to each SDG?

SDG-aligned Functions, Programmes and Budget



10

Functions

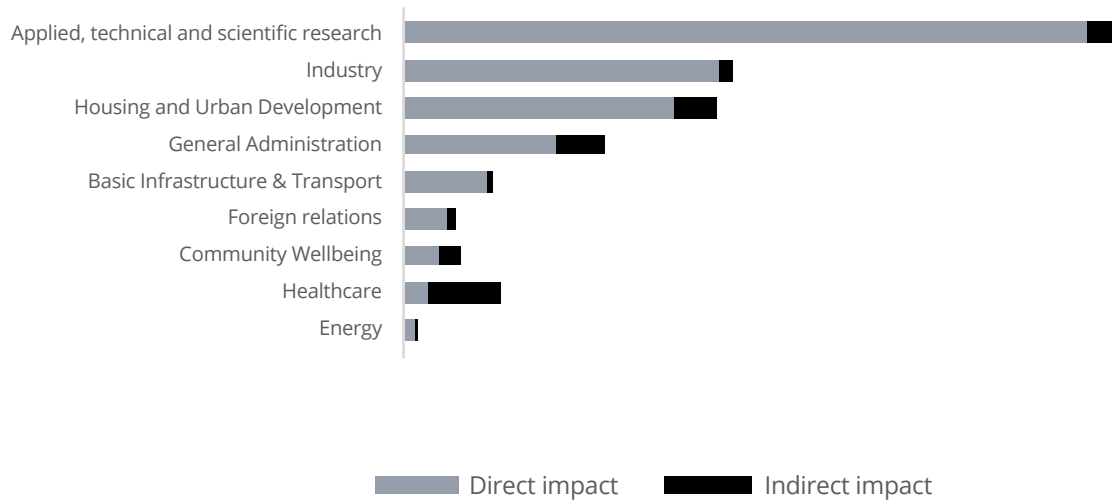
19

Programmes

176

€ million

Functions contributing to SDG 7



1. How does the 2026 budget contribute to each SDG?

SDG-aligned Functions, Programmes and Budget

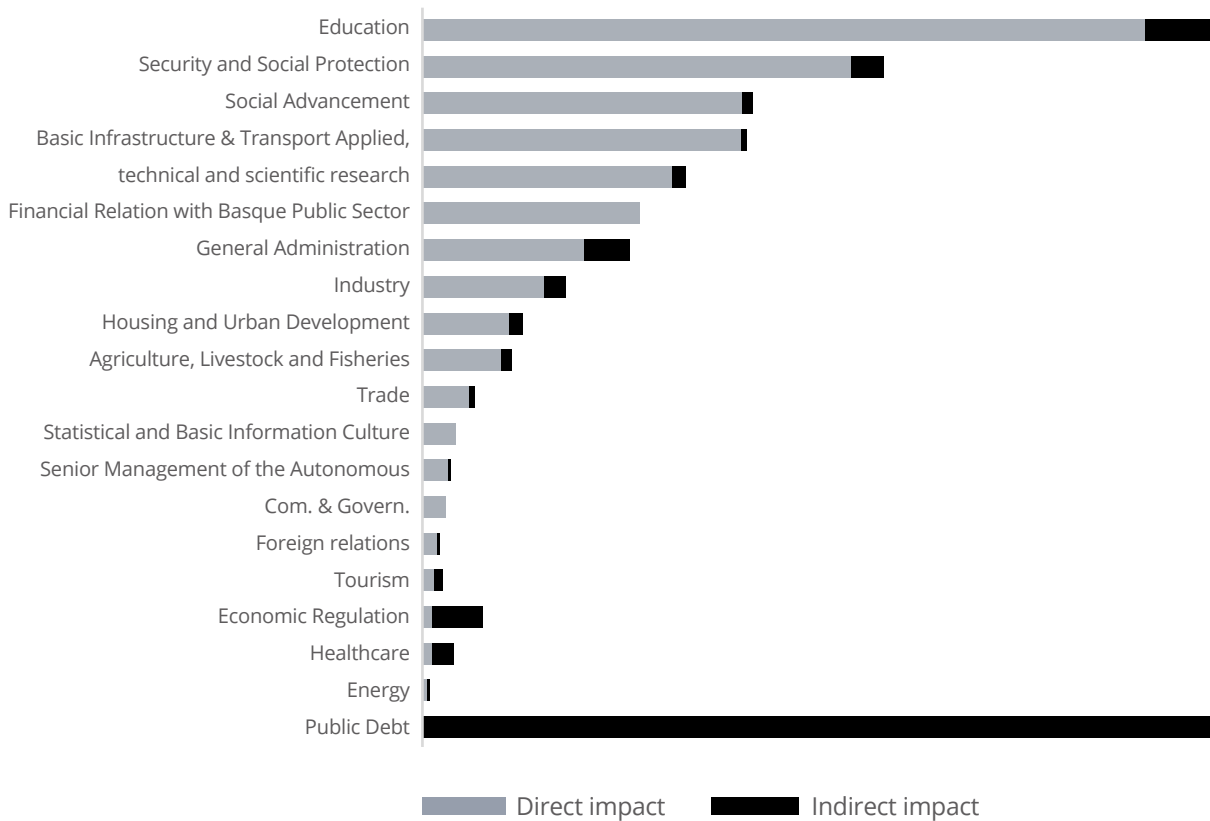


21
Functions

67
Programmes

1.818
€ million

Functions contributing to SDG 8



1. How does the 2026 budget contribute to each SDG?

SDG-aligned Functions, Programmes and Budget



18

Functions

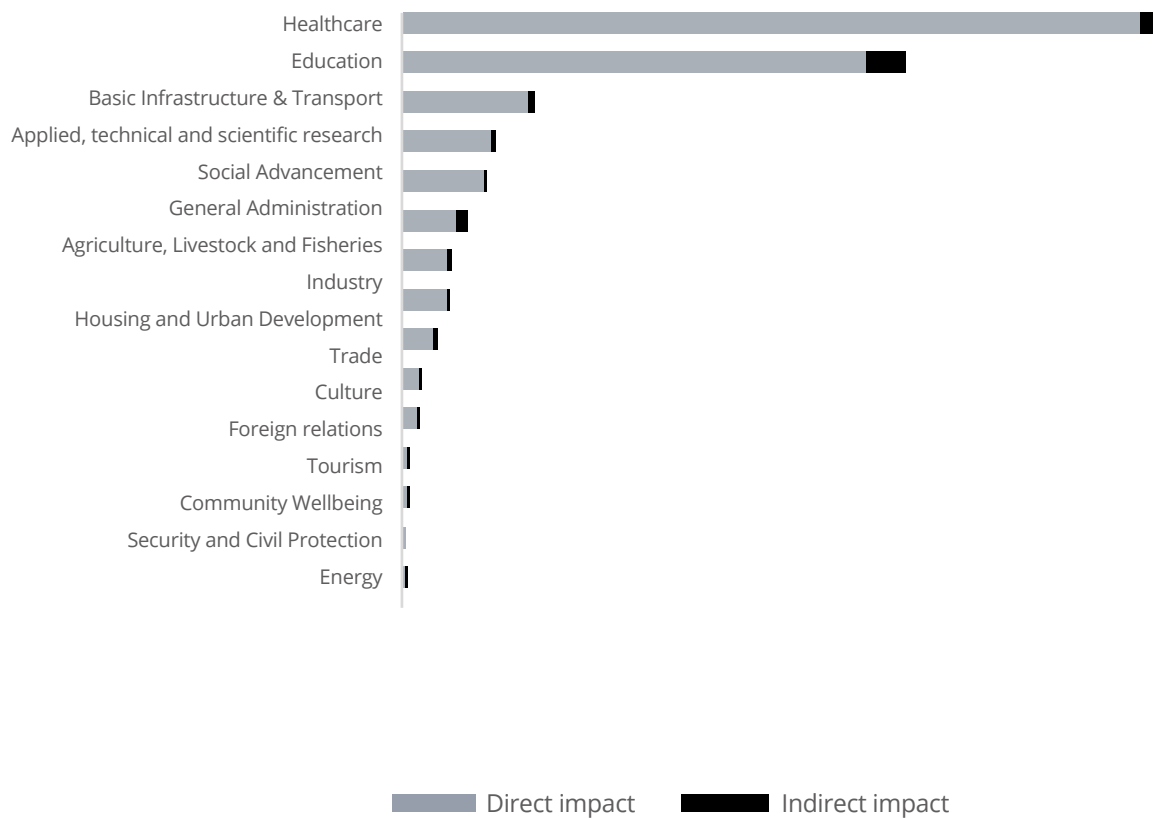
56

Programmes

2.233

€ million

Functions contributing to SDG 9



1. How does the 2026 budget contribute to each SDG?

SDG-aligned Functions, Programmes and Budget



12

Functions

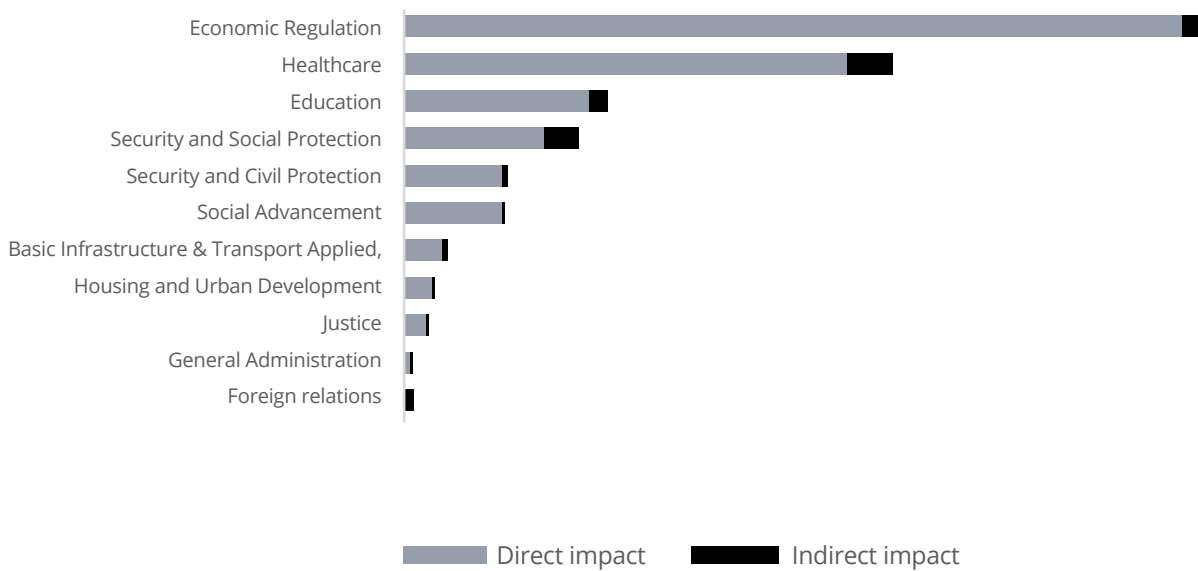
44

Programmes

1.868

€ million

Functions contributing to SDG 10



1. How does the 2026 budget contribute to each SDG?

SDG-aligned Functions, Programmes and Budget



13

Functions

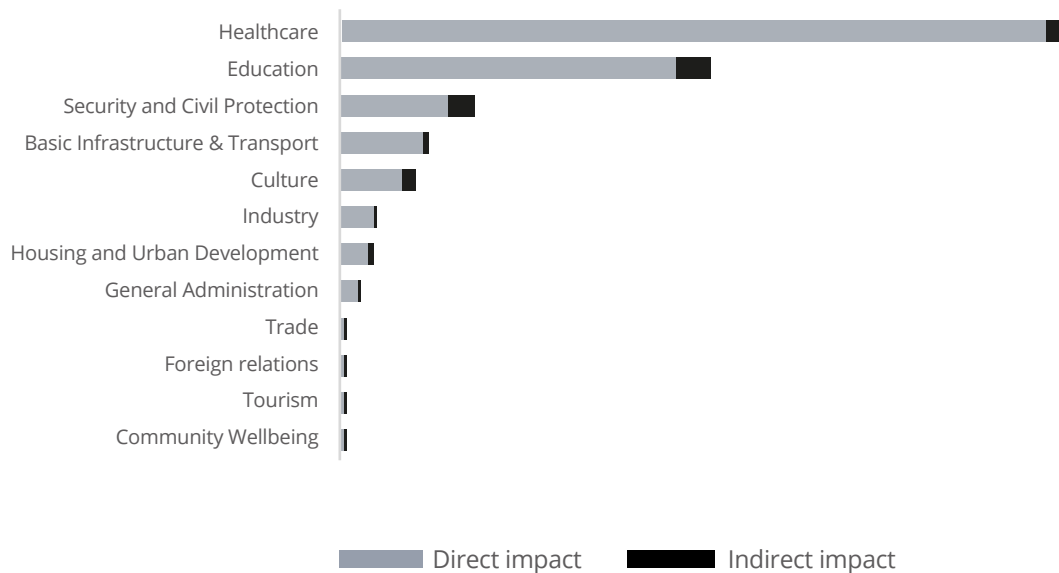
40

Programmes

1.888

€ million

Functions contributing to SDG 11



1. How does the 2026 budget contribute to each SDG?

SDG-aligned Functions, Programmes and Budget



12

Functions

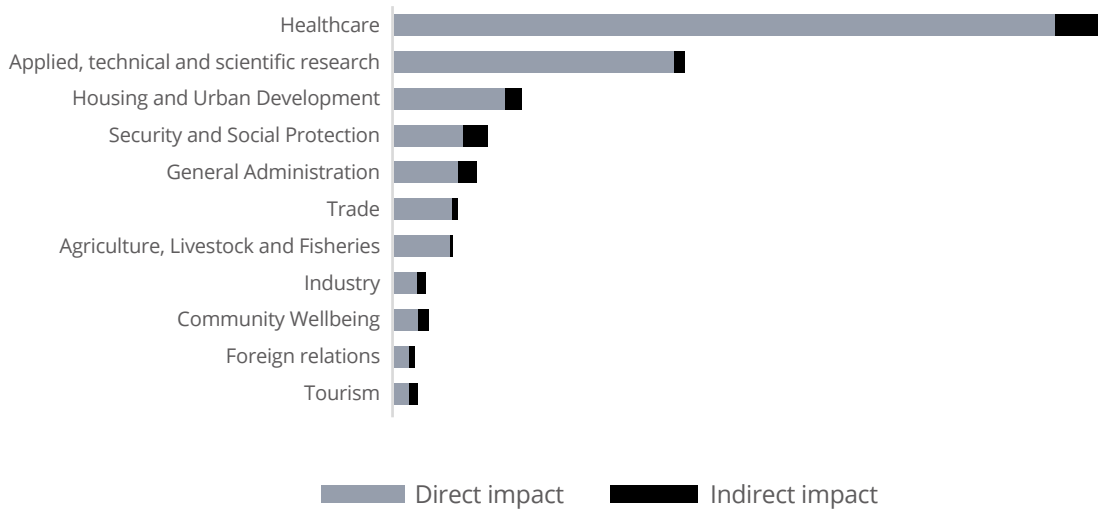
26

Programmes

356

€ million

Functions contributing to SDG 12



1. How does the 2025 budget contribute to each SDG?

SDG-aligned Functions, Programmes and Budget



12

Functions

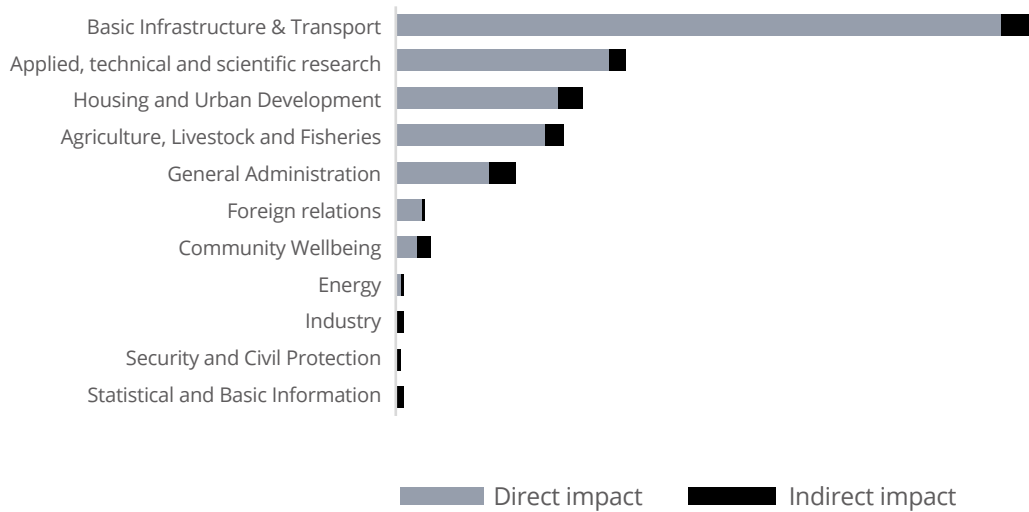
24

Programmes

235

€ million

Functions contributing to SDG 13



1. How does the 2025 budget contribute to each SDG?

SDG-aligned Functions, Programmes and Budget



8

Functions

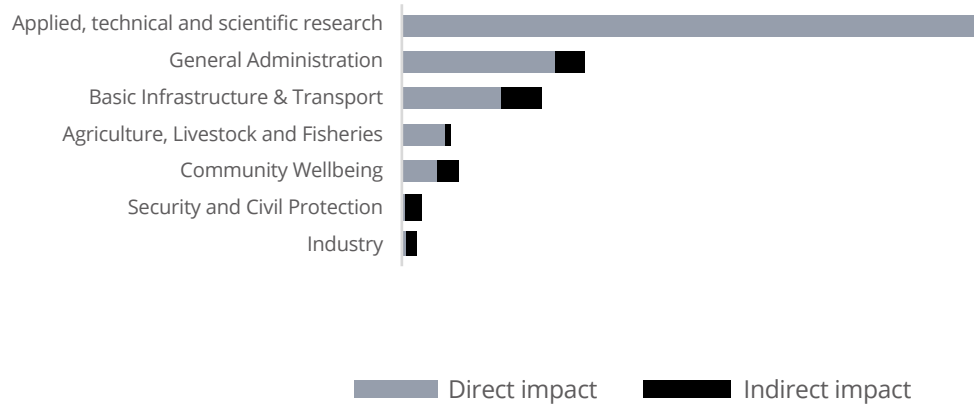
11

Programmes

94

€ million

Functions contributing to SDG 14



1. How does the 2026 budget contribute to each SDG?

SDG-aligned Functions, Programmes and Budget



9

Functions

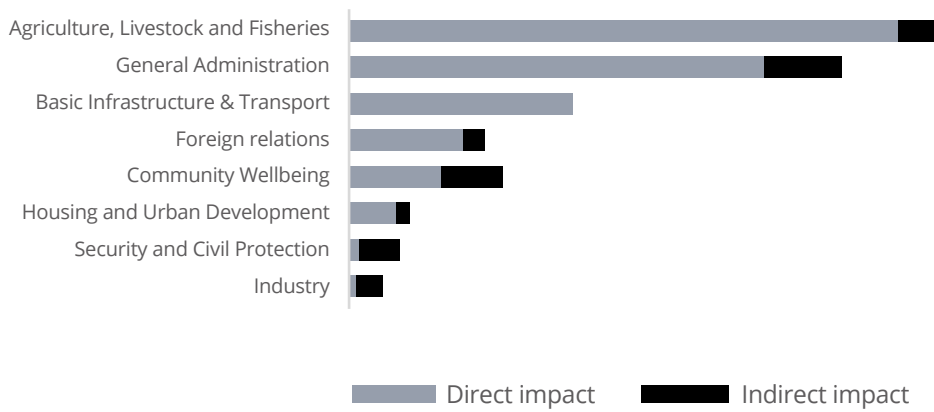
10

Programmes

49

€ million

Functions contributing to SDG 15



1. How does the 2025 budget contribute to each SDG?

SDG-aligned Functions, Programmes and Budget

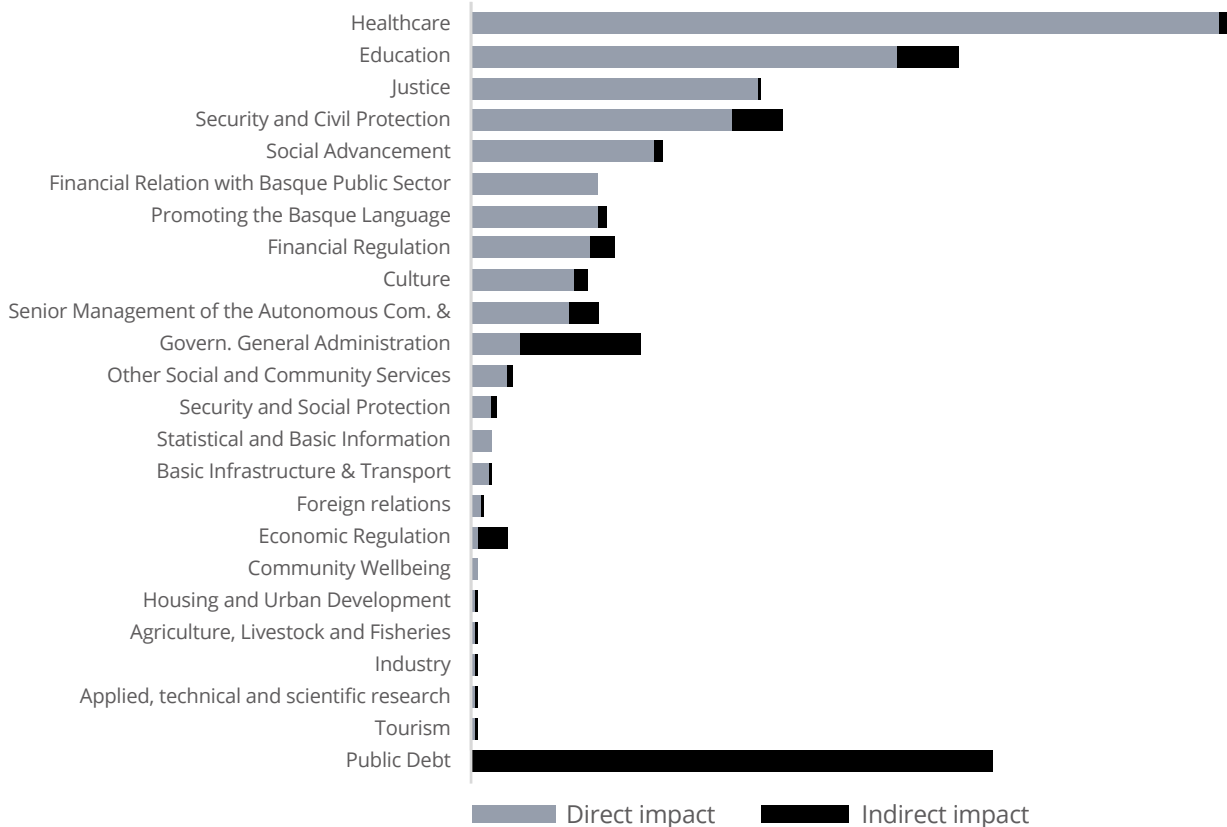


25
Functions

69
Programmes

1.535
€ million

Functions contributing to SDG 16



1. How does the 2025 budget contribute to each SDG?

SDG-aligned Functions, Programmes and Budget

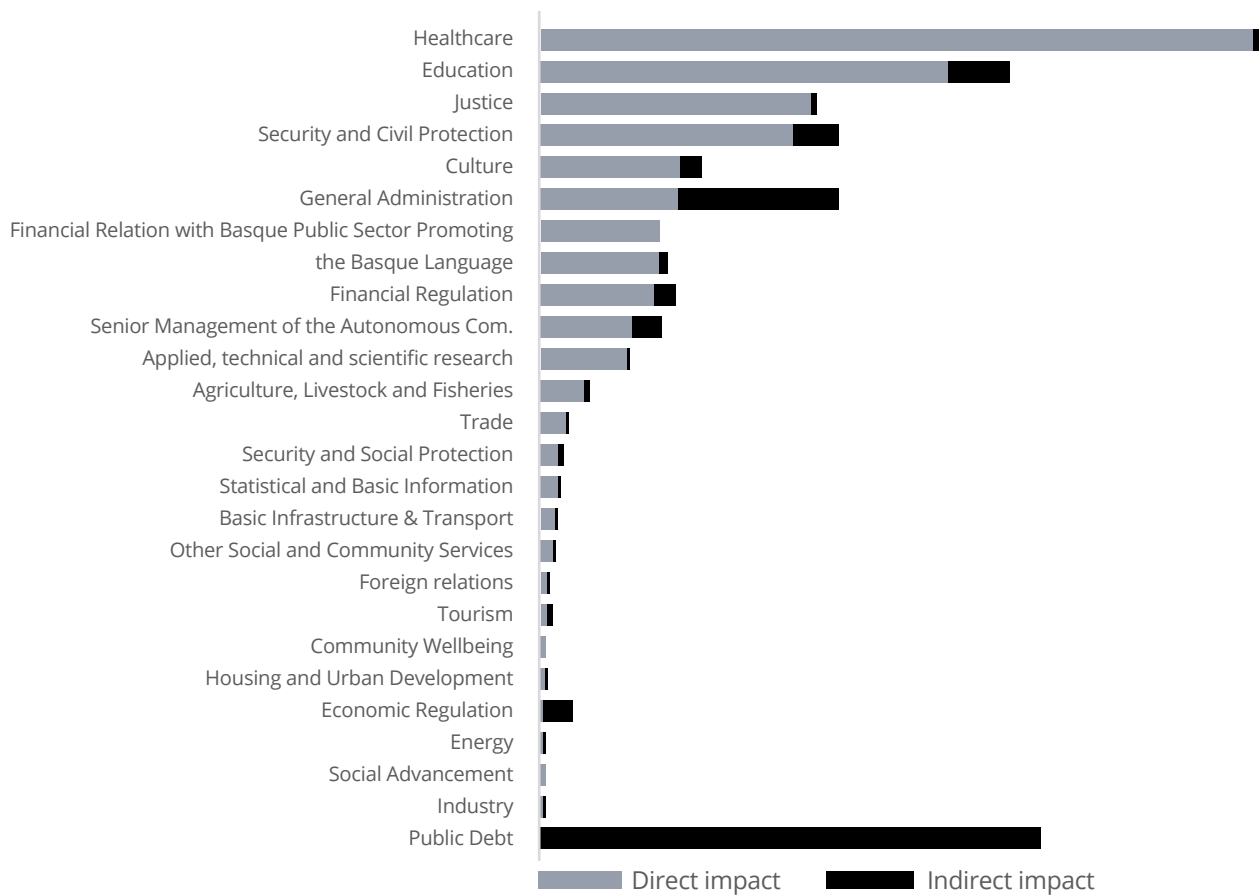


27
Functions

73
Programmes

1.535
€ million

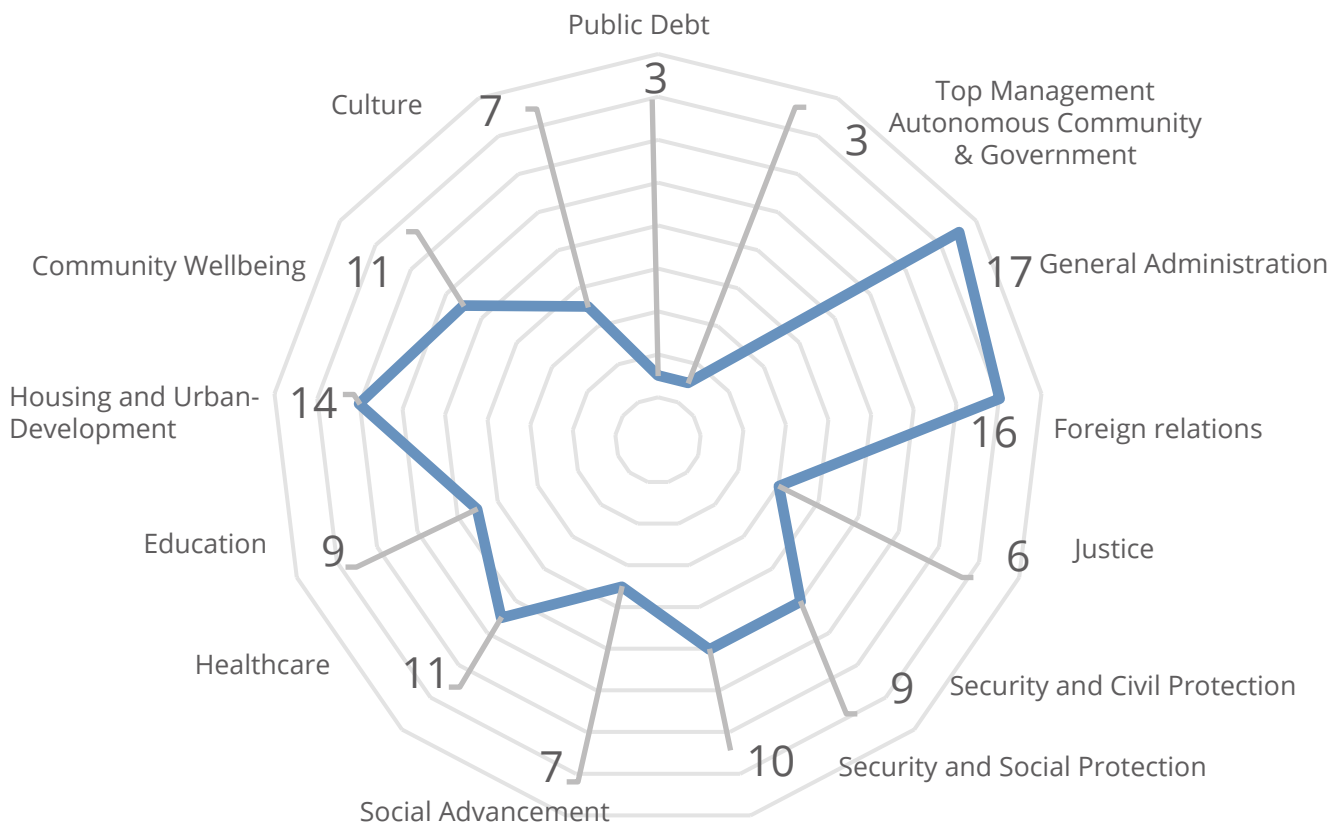
Functions contributing to SDG 17



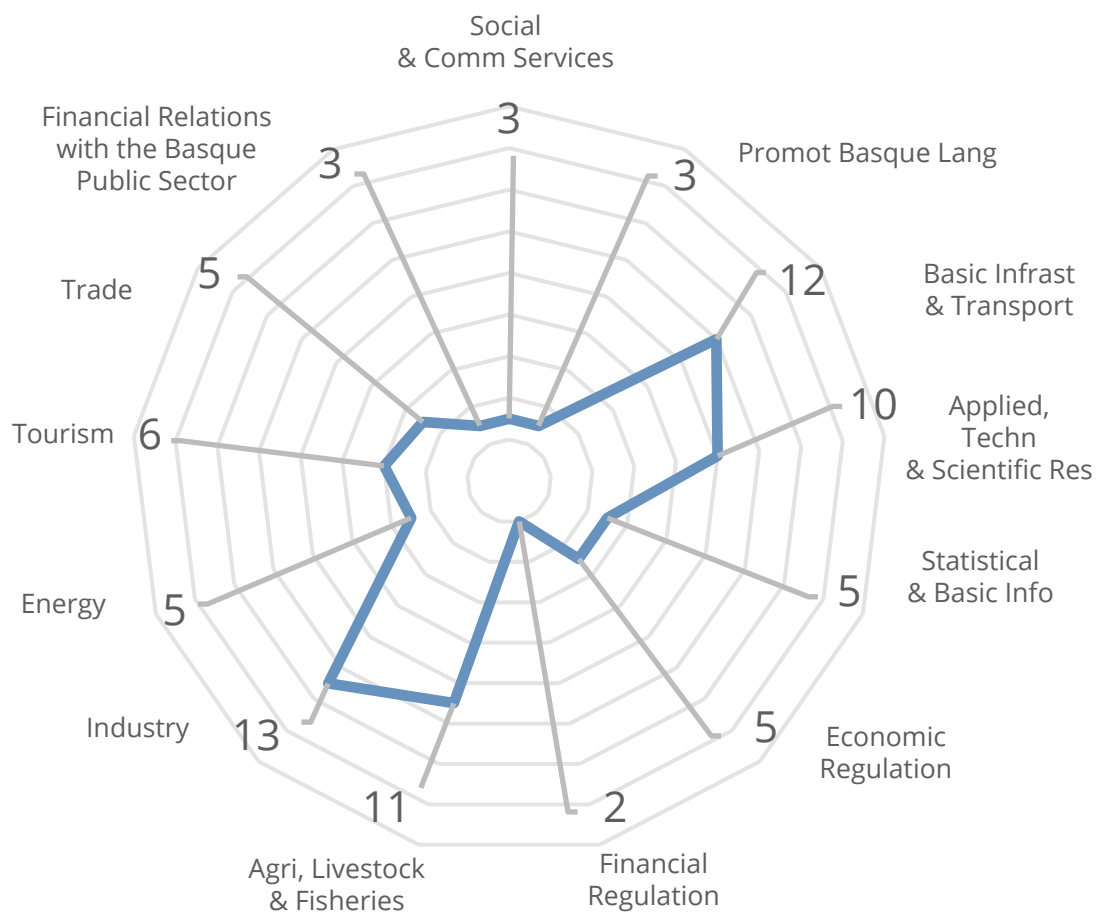
2. How does each expenditure function contribute to the SDGs?

The General Administration, foreign relations, Housing & Urban Development, and Industry are the expenditure functions that contribute to the greatest number of SDGs.

No. of SDGs in which each Function participates



No. of SDGs in which each Function participates



2. How does each expenditure function contribute to the SDGs?

(General Administration)
(Thousands of €)

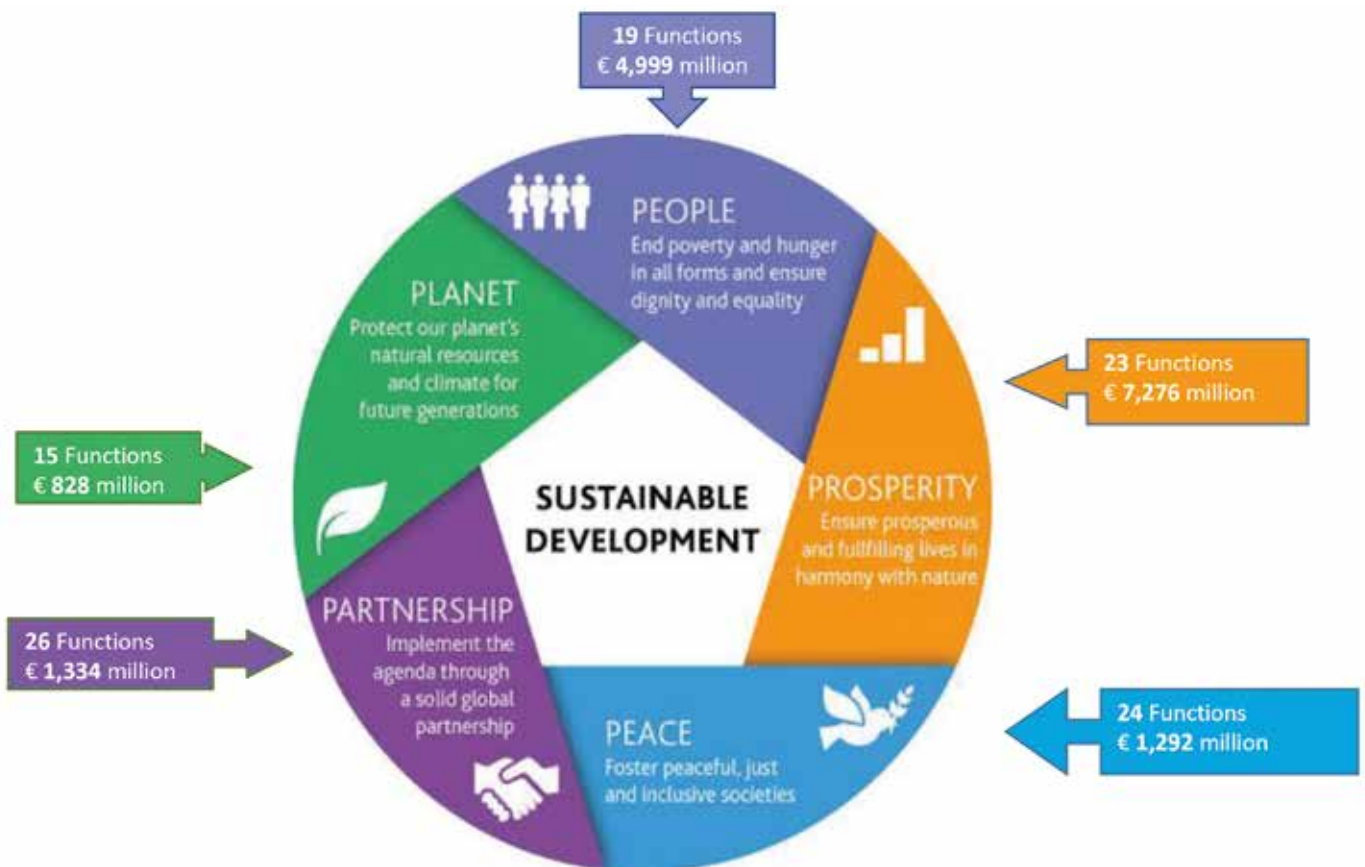
	1 NO POVERTY		2 ZERO HUNGER		3 GOOD HEALTH AND WELL-BEING		4 QUALITY EDUCATION		5 GENDER EQUALITY		6 CLEAN WATER AND SANITATION		7 AFFORDABLE AND CLEAN ENERGY		8 DECENT WORK AND ECONOMIC GROWTH	
01 Public Debt																512.401
11 Senior Manag. of the Auton. Com. & Gov.															6.219	
12 General Administration	14.242	2.704	14.242	2.704	14.242	2.704	16.843	6.287	14.242	2.704	14.242	2.704	14.250	4.392	46.727	12.527
13 Foreign relations	3.898	708	3.898	708	3.898	708	3.898	708	3.898	708	3.898	708	3.898	708	3.898	708
14 Justice					17.608		17.608		142.687	60						
22 Security and Civil Protection					130.367	24.978			130.212	24.222						
31 Security and Social Protection	156.926	6.177	156.926	6.177	156.926	6.177	42.494	6.827	173.911	12.616					173.911	12.616
32 Social Advancement							66.157	306	65.921	306					91.883	2.957
41 Health	733.513	12.607			881.795	16.670					2.240	6.811	2.240	6.811	2.240	6.811
42 Education	417.704	31.522					417.704	31.522	417.704	31.522					417.704	31.522
43 Housing and Urban Development	25.200	3.828			25.200	3.828			23.573	3.409	25.200	3.828	25.200	3.828	25.200	3.828
44 Community Wellbeing					5.475	2.087					3.151	2.087	3.151	2.087		
45 Culture							58.244	7.798	54.826	3.316					7.294	686
46 Other Social and Community Services									2.317	357						
47 Promoting the Basque Language							62.840	4.417								
51 Basic Infrastructure & Transport					91.810	1.821					7.671		7.671	624	91.810	1.821
54 Applied, technical and scient. research					71.654	2.705	50	1.168					63.830	2.575	71.704	3.873
55 Statistical and Basic Information					149	1.252									9.287	
61 Economic Regulation					303	2.132									2.829	14.433
63 Financial Regulation																
71 Agriculture, Livestock and Fisheries			35.656	3.658	12.698	868					22.958	2.789			22.958	2.789
72 Industry	29.216	213				9	4.822				175	969	29.391	1.182	34.946	6.301
73 Energy													911	404	911	404
75 Tourism															3.490	2.194
76 Trade															13.096	1.585
91 Financ. Rel. with Basque Public Sector															63.013	
TOTAL CONTRIBUTION	1.380.700	57.759	210.722	13.247	1.412.135	70.753	685.839	59.034	1.029.291	79.219	79.536	19.897	150.544	22.611	1.089.120	617.456
	1.438.459		223.969		1.482.889		744.873		1.108.510		99.433		173.155		1.706.577	

■ Direct impact ■ Indirect impact

9 INDUSTRY, INNOVATION AND INFRASTRUCTURE		10 REDUCED INEQUALITIES		11 SUSTAINABLE CITIES AND COMMUNITIES		12 RESPONSIBLE CONSUMPTION AND PRODUCTION		13 CLIMATE ACTION		14 LIFE BELOW WATER		15 LIFE ON LAND		16 PEACE, JUSTICE AND STRONG INSTITUTIONS		17 PARTNERSHIPS FOR THE GOALS	
															256.201		256.201
														24.380	7.298	24.380	7.298
44.126	8.944	14.242	2.704	14.242	2.704	14.250	4.392	14.250	4.392	14.242	2.704	14.242	2.704	12.394	29.908	36.096	42.318
3.898	708	3.898	708	3.898	708	3.898	708	3.898	708			3.898	708	1.949	354	1.949	354
		17.833	2.225											71.456	1.143	71.456	1.143
2.040		130.367	24.978	132.407	24.978			155	756	279	1.379	279	1.379	65.184	12.489	66.204	12.489
		173.911	12.616			15.843	5.067							4.908	1.138	4.908	1.138
66.597	587	91.883	2.957											45.942	1.478	118	
881.795	16.670	733.513	12.607	880.659	16.128	150.522	10.875							365.636	2.898	365.636	2.898
417.704	31.522	417.704	31.522	417.704	31.522									208.852	15.761	208.852	15.761
25.200	3.828	25.200	3.828	25.200	3.828	25.200	3.828	25.200	3.828			1.627	420	815	431	815	431
3.151	2.087			3.151	2.087	5.475	2.087	3.151	2.087	3.151	2.087	3.151	2.087	1.162		1.162	
10.697	1.942			76.805	9.966									25.475	3.556	36.709	5.968
														8.747	1.617	3.450	178
														31.420	2.209	31.420	2.209
101.058	6.162	91.810	1.821	101.058	6.162			93.386	6.162	9.247	3.717	7.671		3.836	312	3.836	312
71.704	3.873					63.830	2.575	32.835	2.397	53.624	336			25	584	22.925	687
								149	1.252					4.644		4.718	626
		34	4.694											1.414	7.216	678	7.216
														29.757	6.092	29.757	6.092
35.656	3.658					12.698	868	22.958	2.789	3.976	581	18.806	1.573	88	318	11.479	1.395
34.937	1.479			29.391	1.182	5.721	1.266	175	969	175	969	175	969	87	484	87	484
911	404							911	404								202
3.490	2.194			3.489	1.206	3.490	2.194							1	494	1.745	1.097
13.096	1.585			3.939	882	13.096	1.585									6.548	793
														31.507		31.507	
1.716.059	85.643	1.700.397	100.660	1.691.944	101.353	314.025	35.446	197.068	25.744	84.695	11.772	49.850	9.839	939.677	351.980	966.890	367.290
1.801.702		1.801.057		1.793.297		349.470		222.813		96.467		59.690		1.291.658		1.334.180	

3. How does the 2025 budget contribute to the 5Ps: PEOPLE, PLANET, PROSPERITY, PEACE and PARTNERSHIP?

In 2023, the Basque Government invested 46% in prosperity, 32% in people, 5% in protecting the natural environment and the remainder to promote a fair and inclusive society and forging alliances to foster sustainable development.



4. What are the synergies between the different SDGs?

Particularly noteworthy

1.The instrumental role of the institutional SDGs (16 and 17) in achieving the other SDGs.

2.The cornerstone formed by SDG 8 (Decent work and economic growth) and 9 (Industry, Innovation and Infrastructure).

	SDG1	SDG2	SDG3	SDG4	SDG5	SDG6	SDG7	SDG8	SDG9	SDG10	SDG11	SDG12	SDG13	SDG14	SDG15	SDG16	SDG17
SDG1		7	11	9	10	8	9	15	14	11	10	11	10	10	8	16	20
SDG2			10	8	10	6	9	15	14	12	11	11	7	7	5	16	19
SDG3				14	13	11	10	18	16	13	12	13	12	11	11	20	21
SDG4					10	10	12	17	15	13	12	14	11	10	8	16	20
SDG5						11	13	18	16	12	12	15	12	11	9	15	20
SDG6							9	15	14	12	11	11	9	10	9	18	21
SDG7								16	15	13	11	11	10	9	9	18	22
SDG8									17	17	17	16	17	16	16	23	24
SDG9										17	15	15	16	15	15	21	23
SDG10											13	16	13	12	11	15	20
SDG11												14	12	11	10	18	21
SDG12													12	13	12	21	21
SDG13														9	9	20	22
SDG14															8	19	21
SDG15																18	21
SDG16																	25
SDG17																	

N.B.: The numbers represent the number of expenditure functions that are aligned between SDG pairs.

Conclusions

1-High budgetary coverage of the SDGs: a total of 584 impacts of the budgetary programmes affecting all SDGs have been recorded; their distribution ranges from the 10 programmes affecting SDG 15 (Life on Land) to the 73 programmes affecting SDG 17 (Partnerships for the goals).

2-Versatility of the budgetary programmes: practically all the functions are aligned with at least 2 SDGs, with the most frequent range between 3 and 7 SDGs. Furthermore, 94% of the budgetary programmes are aligned with two or more SDGs.

3-High degree of alignment of the budget **with the triple bottom line (economic, social and environmental)** of sustainable development: 46% of the budget is aimed at ensuring satisfactory and prosperous lives in harmony with nature; 32% is used in the fight against poverty and to guarantee the dignity and equality of people, and 5% to protect natural resources and the climate for future generations.

4-Relevant role of institutional SDGs: the cross-cutting nature of SDGs 16 and 17 reflects the leadership that the Basque Government assumes in achieving the SDGs.

5-High synergies between the SDG 8 and 9, driving growth and generation of wealth, and the other social and environmental SDGs.

Annex

Functional Structure of the 2025 Expenditure Budget (26 Functions)

Egitura funtzionala	Deskribapena euskaraz	Deskribapena ingelesez
Functional structure	Basque Description	English Description
01	Zor Publikoa	Public Debt
11	Jaurlaritzaren eta EA Eren Goi Mailako Zutzza.	Senior Manag. of the Auton. Com. and of the Gov.
12	Administrazio Orokorra	General Administration
13	Kanpo Harremanak	Foreign relations
14	Justizia	Justice
22	Herri Segurtasuna eta Babesa	Security and Civil Protection
31	Gizarte Segurtasuna eta Babesa	Security and Social Protection
32	Gizarte Sustapena	Social Advancement
41	Osasuna	Health
42	Hezkuntza	Education
43	Etxebizitza eta Hirigintza	Housing and Urban Development
44	Gizarte Ongizatea	Community Wellbeing
45	Kultura	Culture
46	Komunitate eta Gizarte Zerbitzuak	Other Social and Community Services
47	Euskararen Sustapena	Promoting the Basque Language
51	Oinarrizko Azpiegiturak eta Garraioa	Basic Infrastructures and Transport
54	Ikerketa Zientifikoa, Teknikoa eta Aplikatua	Applied, Technical and Scientific Research
55	Oinarrizko Informazioa eta Estatistikoa	Statistical and Basic Information
61	Ekonomia-arauketa	Economic Regulation
63	Finantza-arauketa	Financial Regulation
71	Nekazaritza, Abeltzaintza eta Arrantza	Agriculture, Livestock and Fisheries
72	Industria	Industry
73	Energia	Energy
75	Turismoa	Tourism
76	Merkataritza	Trade
91	Finantza-harremanak Euskal Sektore Publikoarekin	Financial Relations with the Basque Public Sector



Annex

Structure by Programmes of the 2025 Expenditure Budget (111 Programmes)

Egitura funtzionala	Deskribapena euskaraz	Deskribapena ingelesez
Fuctional structure	Basque Description	English Description
0111	Zor Publikoa	Public Debt
1111	Legebiltzarra	Parliament
1112	Herri Kontuen Euskal Epaitegia	The Basque Public Audit Office
1113	Datuak Babesteko Euskal Agintaritza	Basque Data Protection Agency
1121	Lehendakaritza. Egitura eta Laguntza	Structure & Support of Lehendakari's Office
1122	Komunikazio eta Berrikuntza Soziala	Social Innovation and Communication
1124	Euskadiko Ekonomia eta Gizarte Arazoet. Batzordea	Basque Social and Economic Council
1125	Euskadiko Aholku Batzorde Juridikoa	Basque Legal Advisory Committee
1211	Gobernantza, Ad. Digit. eta Autog. Egitura eta Lag	Governance Structure & Support, Dig. Admin & Self-govt.
1212	Zerbitzu Orokorrak	General Services
1213	F. Publikoa, Langileen Hautaketa eta Prestakuntza	Civil Service, Staff Selection & Training
1214	Informatika eta Telekomunikazioak	IT & Telecommunications
1215	Berrikuntza eta Administrazio Elektronikoa	Innovation & Electronic Administration
1217	Erakundeen Harremanak	Institutional Relations
1218	Araubide Juridikoa	Legal System
1219	EAEko Administrazio Orokorreko beste Zerbitzuak	Other Services of the BAC General Administration
1221	Hainbat Sail	Different Departments
1222	Kreditu Orokorra	Global Credit
1228	Berreskuratze eta erresilientzia mekanismoa	Recovery and Resilience Mechanism
1311	Kanpo Harremanak	External Action
1312	Lankidetzeta eta Elkartasuna	Cooperation & Solidarity
1410	Justizia eta Giza Eskubideak. Egitura eta Laguntza	Human Rights & Justice Structure & Support
1411	Justizi Administrazioa	Justice Administration
1412	Justizia	Justice
1413	Espetxe-erakundeak	Penal institutions
2211	Segurtasuna. Egitura eta Laguntza	Security Structure & Support
2221	Trafikoa	Traffic
2223	Ertzaintza Zerbitzuan	Ertzaintza in Service
2225	Euskal Zibersegurtasun Agentzia	Basque Cybersecurity Agency
2231	Larrialdiei aurre egitea	Emergency Response
3110	Ekonomia, Lana eta Enplegua. Egitura eta Laguntza	Economy, Work & Employment Structure & Support
3111	Ong., Gazt. eta E.D. Egitura eta Laguntza	Welfare, Youth & Demo Challenge Structure & Support

Annex

Structure by Programmes of the 2025 Expenditure Budget (111 Programmes)

Egitura funtzionala	Deskribapena euskaraz	Deskribapena ingelesez
Fuctional structure	Basque Description	English Description
3112	Lana	Work
3121	Gizarteratzea	Social Inclusion
3122	Inmigrazioa	Immigration
3123	Gizarte Zerbitzuak	Social Services
3124	Familia eta Komunitate Politika	Community & Family Policy
3131	Gizarte Solaskidetzaren Garapena	Development of Social Dialogue
3211	Enplegua	Employment
3212	Gizarte Ekonomia	Social Economy
3213	Euskadiko Kooperatiben Goren Kontseilua	Basque Cooperative Higher Council
3221	Emakumeen Aukera Berdintasuna Sustatzea	Promoting Equal Opportunities for Women
3222	Gazteria	Youth
3231	Prestakuntza	Training
4111	Osasuna. Egitura eta Laguntza	Health Structure & Support
4112	Osasun Finantzaketa eta Kontratazioa	Health Financing and Procurement
4113	Osasun Publikoa	Public Health
4114	Osasun Ikerketa eta Plangintza	Health Research & Planning
4115	Farmazia	Pharmacy
4116	Adikzioak	Additions
4211	Hezkuntza. Egitura eta Laguntza	Education Structure & Support
4221	Haur eta Lehen Hezkuntza	Infant and Primary Education
4222	Bigarren Hezkuntza eta Lanbide Heziketa	Secondary Education and Vocational Ed & Training
4223	Unibertsitateko Irakaskuntza	University Education
4224	Araubide Bereziko Irakaskuntzak	Special Education
4225	Hezkuntza Berritzea eta Irakasleak Etengabe Presta	Ongoing Ed. & Training Innovation of Teaching Staff
4226	Etengabeko Ikaskuntza eta Helduen Hezkuntza	Lifelong Learning & Adult Education (EPA)
4231	Hezkuntza Sustapena	Educational Development
4311	Etxebizitza eta Hiri Agenda. Egitura eta Laguntza	Urban Agenda & Housing Structure & Support
4312	Etxebizitza	Housing
4313	Lurralde Antolamendua	Spatial Planning
4421	Ingurumenaren Babesa	Environmental Protection
4431	Kontsumoa	Consumption

Annex


Structure by Programmes of the 2026 Expenditure Budget (111 Programmes)

Egitura funtzionala	Deskribapena euskaraz	Deskribapena ingelesez
Fuctional structure	Basque Description	English Description
4511	Kultura/Hizkuntza Politika. Egitura eta Laguntza	Linguistic Policy and Cultural Support and Structure
4512	Kirolak	Sports
4513	Kulturaren Sustapena	Promoting Culture
4514	Ondare Historiko Artistikoa	Artistic-Historical Heritage
4515	Gizarte Hedabideak	Social Media
4611	Hauteskundeak	Electoral Processes
4621	Biktimak eta Giza Eskubideak	Victims & Human Rights
4622	Memoria, Bizikidetzeta eta Giza Eskubideen Institut.	Institute of Memory, Coexistence & Human Rights
4711	Hizkuntza Politika	Linguistic Policy
4712	Administrazio Publikoaren Hizkuntza Normalkuntza	Linguistic Mainstreaming of the Public Admin.
4715	Hezkuntza Sistemaren Euskalduntzea	Use of Basque in the Educational System
5111	Mugikortasun Jasangarria. Egitura eta Laguntza	Sustainable Mobility Structure & Support
5121	Uraren Plangintza eta Administrazioa	Water Planning & Management
5131	Trenbideko garraioaren azpiegitura eta kudeaketa	Railway Infrastructure & Management
5135	EAE-KO Trenbide Sare Berria-Kudeaketa Kredituak	New Railway Network in the BAC-Loans Management
5136	Bilboko Hegoaldeko Tren Saihesbidea-Kudeaketa Kre.	Bilbao Railway Southern Bypass-Management C.
5141	Garraioaren plangintza	Transport Planning
5151	Portuak	Ports
5410	Zientzia, Unibert. eta Berrikun. Egitura eta Lagu.	Science, Uni & Innovation Structure & Support.
5411	Nekazaritza eta Arrantza Alorreko Ikerk. eta Gara.	Agri-fishery Research & Development
5412	Ikerketa	Research
5413	Teknologia	Technology
5414	Berrikuntzarako Funtsa	Innovation Fund
5415	Eraldaketa Digitala eta Ekintzailtza Berritzaile	Digital Transformation & Innovative Entrepreneurship
5511	Estatistika	Statistics
5512	Meteorologia eta Klimatologia	Meteorology & Climatology
6110	Ogasuna eta Finantzak. Egitura eta Laguntza	Treasury & Finances Structure & Support
6111	Ekonomia eta Gastu Publikoa	Economy & Public Spending
6112	Zerga-politika	Tax Policy
6113	Joko eta Ikuskizunak	Gambling & Shows
6114	Ondare eta Kontratazioa	Heritage & Contracting

Annex

Structure by Programmes of the 2026 Expenditure Budget (111 Programmes)

Egitura funtzionala	Deskribapena euskaraz	Deskribapena ingelesez
Fuctional structure	Basque Description	English Description
6115	Lehiaren Euskal Agintaritz	Basque Competition Authority
6116	Ekonomia eta Plangintza	Economy & Planning
6311	Finantza-Politika	Financial Policy
7110	Elikadura, Landa Gar., Nek., eta Arrant. Egit. Lag	Develop, Food Structure & Support
7111	Nekazaritza, eta Landaren eta Itsasertzaren garap.	Agriculture and Coastal & Rural Development
7112	Arrantza	Fishing
7113	Elikagaien Sustapena eta Kalitatea	Food Quality & Promotion
7211	Industr., Trans. Energ._Jas. Egitura eta Laguntza	Energy, Industry Support & Structure
7212	Industria Garapena	Industrial Development
7213	Industria Segurtasuna	Industrial Safety
7214	Berrikuntza eta Lehiakortasun Estrategia	Innovation and Competitiveness Strategy
7311	Energia eta Meatze Politika eta Garapena	Mining & Energy Development and Policy
7510	Turismo, Merkataritza, Kont. Egitura eta Laguntza	Tourism, Trade & Consumption Structure & Support
7511	Turismo eta Ostalaritza	Tourism & Hospitality
7612	Barne Merkataritza	Domestic Trade
7613	Nazioartekotzea	Internationalization
9119	Beste finant-harrem. batz. Eusk. Sekt. Publikoarekin	Other Financial Relations with Basque Public Sector



Annex II

Statistical Annex to the Voluntary Multi-Level Agenda 2030 Monitoring Report for the Basque Country

Sustainable development
goal indicators for the
Basque Country

Instituto Vasco De Estadística



On 25 September 2015, the 193 Member States of the United Nations adopted the 2030 Agenda for Sustainable Development, comprising 17 Goals and 169 targets covering the economic, social and environmental dimensions at a global level. To monitor the implementation of the 2030 Agenda, the United Nations General Assembly adopted in July 2017 the Global Indicator Framework, consisting of 248 unique global indicators governed by the principles of universality, integration and participation.

Eustat — Basque Statistics Institute is fully committed to the central role assigned to official statistics by the United Nations General Assembly in its Resolution 71/313. Following the approval of the Basque Statistics Plan, Eustat, as the body responsible for the statistical system of the Basque Country, launched in 2019 the statistical operation on Indicators for the 2030 Agenda for Sustainable Development. Its objective is to provide social stakeholders with a comprehensive set of statistical indicators aligned with the United Nations framework, enabling continuous monitoring of progress towards the achievement of the Goals and targets.

In 2020, Eustat launched the first dissemination platform for the 2030 Agenda indicators in the Basque Country, with the firm aim of integrating, in an accessible manner, all indicators related to our geographical scope at different territorial levels: Euskadi, its Historical Territories (Álava, Bizkaia and Gipuzkoa), and municipal groupings.

In 2025, the dissemination platform has been renewed, allowing for a more interactive and intuitive visualisation of the indicators. This update not only provides a more dynamic user experience but also incorporates new indicators and time series, improved alignment with international methodologies, new levels of disaggregation, and a traffic-light system to measure progress at indicator level, facilitating interpretation and assessment of the implementation of the 2030 Agenda in Euskadi.

This document, annexed to the Voluntary Multilevel Review of the 2030 Agenda in Euskadi, presents in a graphical format and with the latest available data the statistical indicators currently included in the Eustat platform for monitoring the 17 Sustainable Development Goals and their 169 targets. At present, information is available for 165 indicators out of 251 applicable to our territory. In addition, 37 variables allow for further disaggregation of indicators. For instance, 47 indicators are disaggregated by sex, 81 by historical territory, and 21 at municipal level.

The platform remains under continuous development and revision, supported by Eustat's close cooperation with other statistical offices and producers of official statistics, as well as with key social stakeholders in the Basque Country, in coordination with the General Secretariat for Communication and Social Innovation of the Basque Government.

Among the short-term challenges faced by Eustat is the provision of statistical series that adequately cover all global United Nations indicators applicable to the Basque Country context, as well as the continuous disaggregation of indicators by geographical areas, sex, age groups and other parameters, in line with the principle of leaving no one behind. Furthermore, the need to advance in progress assessment is leading to the development of a composite indicator currently under preparation. This measurement will enable a more comprehensive and accessible monitoring of the achievement of the 2030 Agenda Goals in the Basque Country.

Belén Muñiz Villanueva
General Director
Eustat-Basque Institute of Statistics

This statistical annex shows the maximum degree of disaggregation for each one of the indicators reported. The following images are used to show the different levels of disaggregation:

Regional disaggregation:



Series available for the Autonomous Community of the Basque Country



Series disaggregated by historical region



Series disaggregated by municipality

Desagregación por sexo:



Series disaggregated by sex

Moreover, it should be clarified that the numbers shown in series that are not shown in graphs fall under the latest available period.

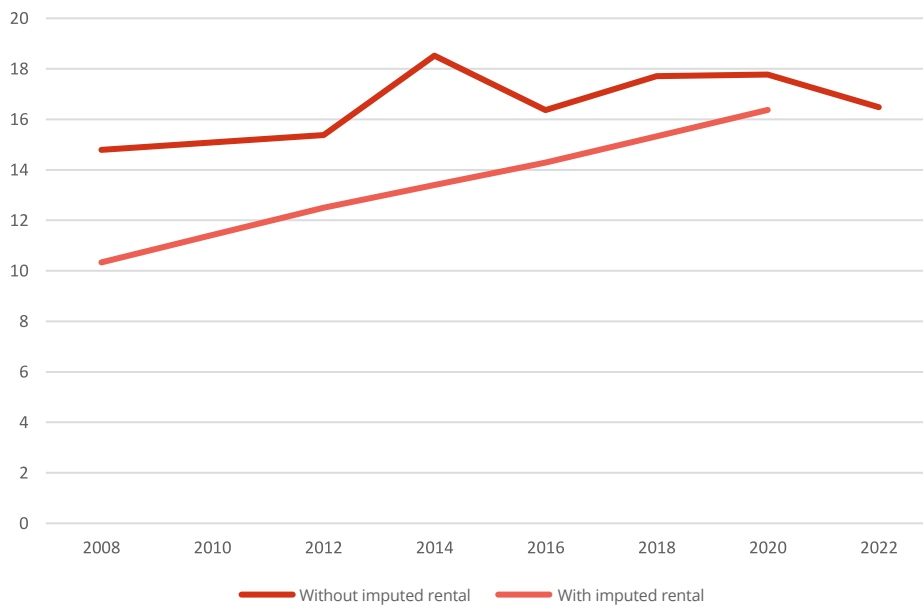


GOAL 1: End poverty in all its forms everywhere

Target 1.2 By 2030, reduce at least by half the proportion of men, women and children of all ages living in poverty in all its dimensions according to national definitions


Indicator 1.2.1 Proportion of population living below the national poverty line, by sex and age

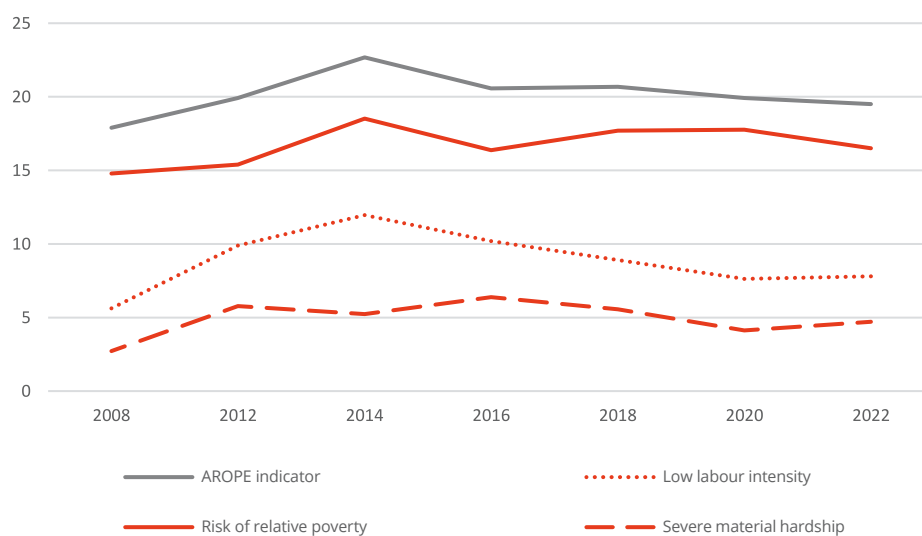
Proportion of people at risk of relative poverty with and without imputed rental, considering the poverty line of the autonomous region





Proportion of people at risk of relative poverty, considering the national poverty line	10.61	%
Proportion of people at risk of relative poverty with imputed rental, considering the national poverty line	8.61	%
Average personal income	25,061	€
Average personal disposable income	20,855	€

Indicator 1.2.2 Proportion of men, women and children of all ages living in poverty in all its dimensions according to national definitions

 **Proportion of people at risk of poverty or social exclusion: AROPE indicator, considering the poverty line of the autonomous region**

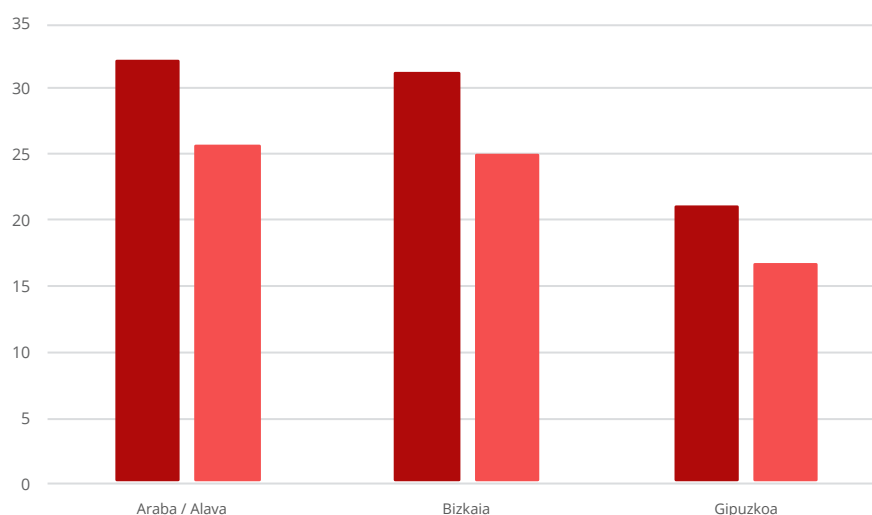










 Proportion of individuals at risk of poverty or social exclusion: AROPE indicator, considering the national poverty line	14.59	%
 Residential units that receive Social Emergency Aid	13.01	Per 1,000

Target 1.3 Implement nationally appropriate social protection systems and measures for all, including floors, and by 2030 achieve substantial coverage of the poor and the vulnerable

Indicator 1.3.1 Proportion of population covered by social protection floors/systems, by sex, distinguishing children, unemployed persons, older persons, persons with disabilities, pregnant women, newborns, work-injury victims and the poor and the vulnerable



 **Beneficiaries of Basque Income Guarantee for every thousand inhabitants. 2023**



 Foreign persons beneficiaries of Basque Income Guarantee for every thousand inhabitants	87.5 Per 1.000
 Subsidized housing (VPO) awarded by Etxebide in the last five years per thousand inhabitants	0.81 Per 1.000
 Population receiving contributory pensions	25.72 %
 Average monthly contributory pension	1,485 €
 Places in day centers for the elderly	8.65 Per 1.000
 Places in elderly homes	41.96 Per 1.000
 Places in day centers for people with disabilities	1.01 Per 1.000
 Places in residential centers for people with disabilities	1.41 Per 1.000

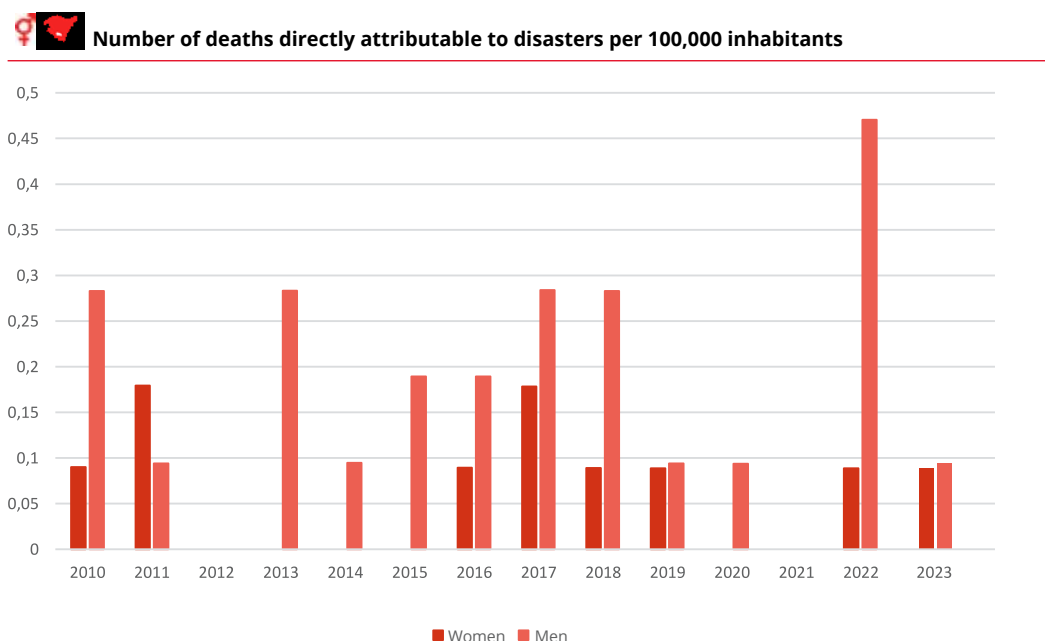
Target 1.4 By 2030, ensure that all men and women, in particular the poor and the vulnerable, have equal rights to economic resources, as well as access to basic services, ownership and control over land and other forms of property, inheritance, natural resources, appropriate new technology and financial services, including microfinance

Indicator 1.4.1 Proportion of population living in households with access to basic services

 Proportion of primary dwellings with access to running water	99.9 %
 Proportion of main family dwellings that have a bathroom	99.8 %

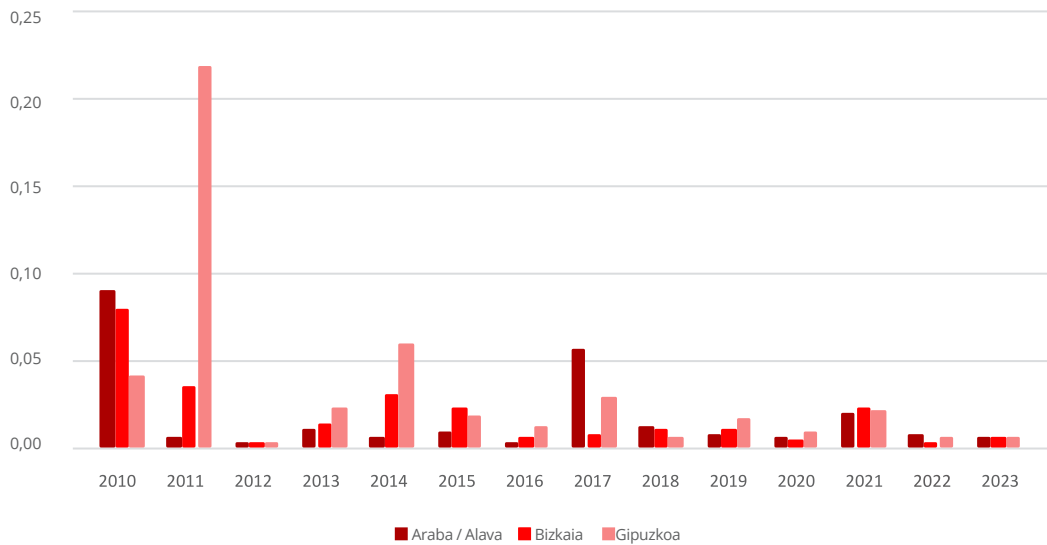
Target 1.5 By 2030, build the resilience of the poor and those in vulnerable situations and reduce their exposure and vulnerability to climate-related extreme events and other economic, social and environmental shocks and disasters

Indicator 1.5.1 Number of deaths, missing persons and directly affected persons attributed to disasters per 100,000 population



Indicator 1.5.2 Direct economic loss attributed to disasters in relation to global gross domestic product (GDP)

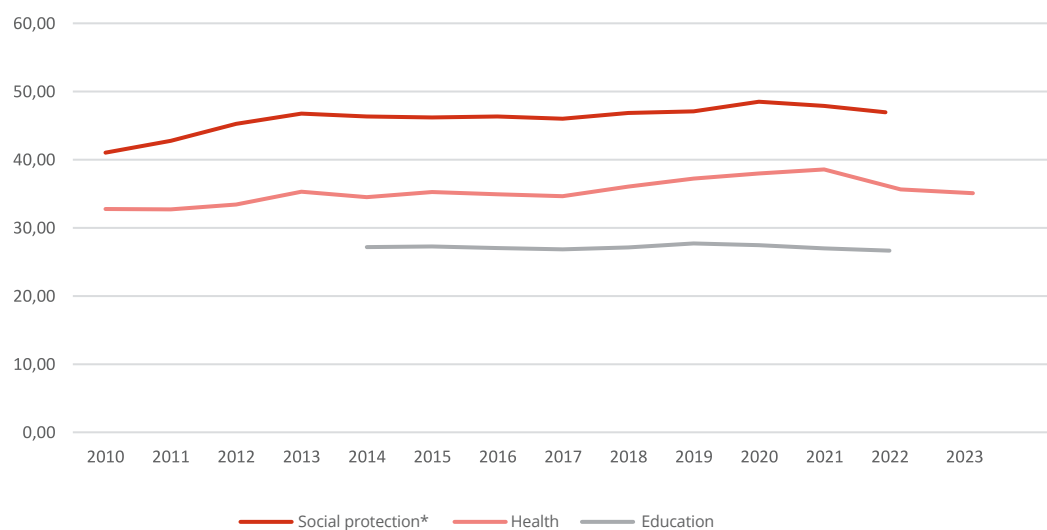
Compensation for personal injury, pecuniary loss and property damage paid and/or provisioned in proportion to GDP







Target 1.a Ensure significant mobilization of resources from a variety of sources, including through enhanced development cooperation, in order to provide adequate and predictable means for developing countries, in particular least developed countries, to implement programmes and policies to end poverty in all its dimensions

Indicator 1.a.2 Proportion of total government spending on essential services (education, health and social protection)

Proportion of autonomous public authority expenditure on education/health/social protection



* Expenditure on Social Protection covers the expenditure of all public authorities in the Basque Country (State, Basque Government, Provincial and Municipal Authorities), while the expenditure on Health and Education refers only to the Autonomous Authority.

 Proportion of municipal spending on essential services (education, health and social protection)	18,31	%
 Proportion of municipal spending on education	4,09	%
 Proportion of municipal spending on health	0,53	%
 Proportion of municipal spending on social protection and promotion	13,69	%

NON-REPORTED INDICATORS

Indicator 1.1.1 Proportion of the population living below the international poverty line by sex, age, employment status and geographic location (urban/rural)

Indicator 1.5.3 Number of countries that adopt and implement national disaster risk reduction strategies in line with the Sendai Framework for Disaster Risk Reduction 2015–2030

Indicator 1.5.4 Proportion of local governments that adopt and implement local disaster risk reduction strategies in line with national disaster risk reduction strategies

Indicator 1.a.1 Total official development assistance grants from all donors that focus on poverty reduction as a share of the recipient country's gross national income

UNDER STUDY INDICATORS

Indicator 1.4.2 Proportion of total adult population with secure tenure rights to land, (a) with legally recognized documentation, and (b) who perceive their rights to land as secure, by sex and type of tenure

Indicator 1.b.1 Pro-poor public social spending

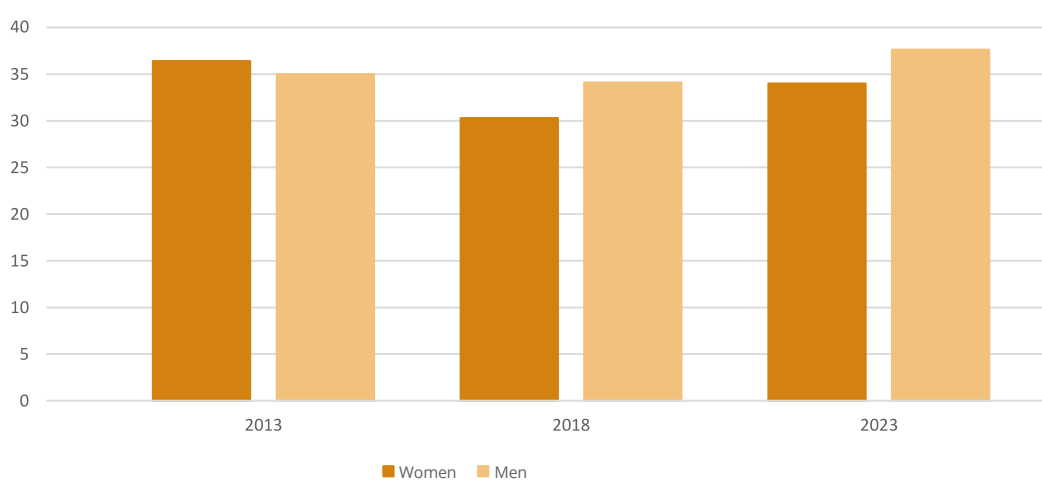


GOAL 2: End hunger, achieve food security and improved nutrition and promote sustainable agriculture

Target 2.2 By 2030, end all forms of malnutrition, including achieving, by 2025, the internationally agreed targets on stunting and wasting in children under 5 years of age, and address the nutritional needs of adolescent girls, pregnant and lactating women and older persons

Indicator 2.2.2 Prevalence of malnutrition (weight for height $>+2$ or <-2 standard deviation from the median of the WHO Child Growth Standards) among children under 5 years of age, by type (wasting and overweight)

Proportion of minors aged between 2 and 17 who are obese, overweight or underweight



Obesity rate among adults **14.00** %

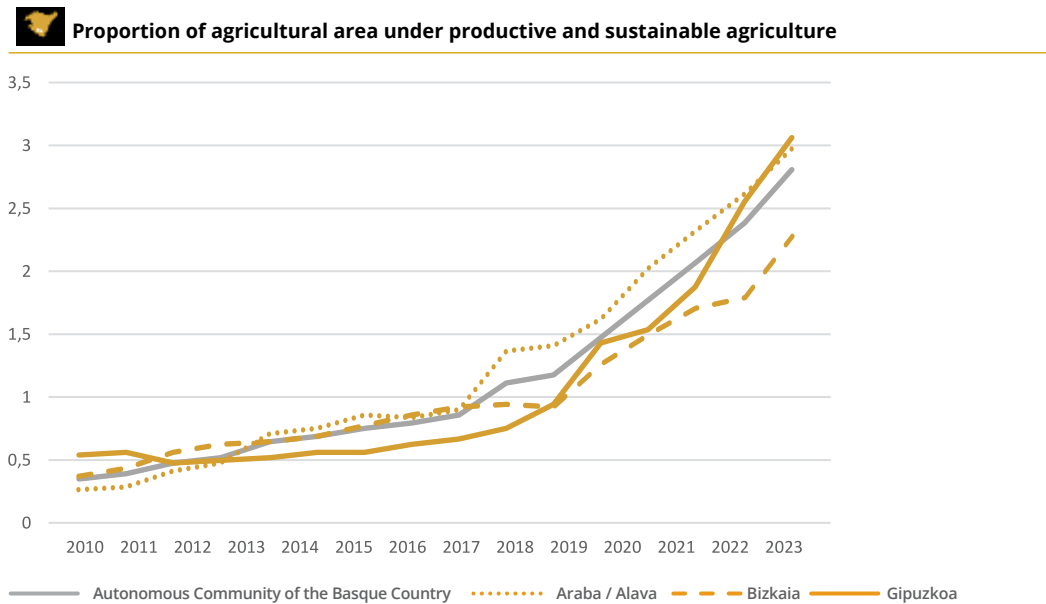
Target 2.3 By 2030, double the agricultural productivity and incomes of small-scale food producers, in particular women, indigenous peoples, family farmers, pastoralists and fishers, including through secure and equal access to land, other productive resources and inputs, knowledge, financial services, markets and opportunities for value addition and non-farm employment

Indicator 2.3.1 Volume of production per labour unit by classes of farming/pastoral/forestry enterprise size

Gross Value Added (VAB) of agriculture, livestock and fishing with respect to the GVA of the total sectors **0.9** %

Target 2.4 By 2030, ensure sustainable food production systems and implement resilient agricultural practices that increase productivity and production, that help maintain ecosystems, that strengthen capacity for adaptation to climate change, extreme weather, drought, flooding and other disasters and that progressively improve land and soil quality

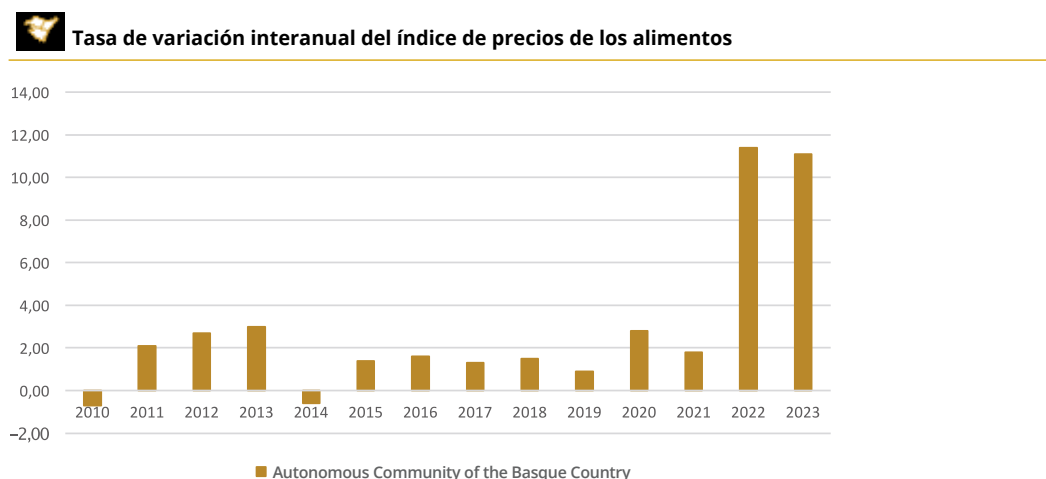
Indicator 2.4.1 Proportion of agricultural area under productive and sustainable agriculture





Proportion of organic farms	10.33	%
Proportion of organic livestock holdings	1.77	%
Ammonia emissions from agriculture and livestock	3.98	T (thousands)
Ammonia emissions per hectare from agriculture and livestock	17.96	Kg
Ammonia emissions from agriculture	2.98	T (thousands)
Ammonia emissions per hectare from agriculture	35.03	Kg
Ammonia emissions from livestock	1.00	T (thousands)
Ammonia emissions per hectare from livestock	7.34	Kg

Target 2.c Adopt measures to ensure the proper functioning of food commodity markets and their derivatives and facilitate timely access to market information, including on food reserves, in order to help limit extreme food price volatility

Indicator 2.c.1 Indicator of food price anomalies



 Food price index	123.72 Index
 Bread and grain price index	126.40 Index

NON-REPORTED INDICATORS

Indicator 2.1.1 Prevalence of undernourishment

Indicator 2.1.2 Prevalence of moderate or severe food insecurity in the population, based on the Food Insecurity Experience Scale (FIES)

Indicator 2.2.1 Prevalence of stunting (height for age <-2 standard deviation from the median of the World Health Organization (WHO) Child Growth Standards) among children under 5 years of age

UNDER STUDY INDICATORS

Indicator 2.2.3 Prevalence of anaemia in women aged 15 to 49 years, by pregnancy status (percentage)

Indicator 2.3.2 Average income of small-scale food producers, by sex and indigenous status

Indicator 2.5.1 Number of (a) plant and (b) animal genetic resources for food and agriculture secured in either medium- or long-term conservation facilities

Indicator 2.5.2 Proportion of local breeds classified as being at risk of extinction

Indicator 2.a.1 The agriculture orientation index for government expenditures

Indicator 2.a.2 Total official flows (official development assistance plus other official flows) to the agriculture sector

Indicator 2.b.1 Agricultural export subsidies



GOAL 3: Ensure healthy lives and promote well-being for all at all ages

Target 3.1 By 2030, reduce the global maternal mortality ratio to less than 70 per 100,000 live births

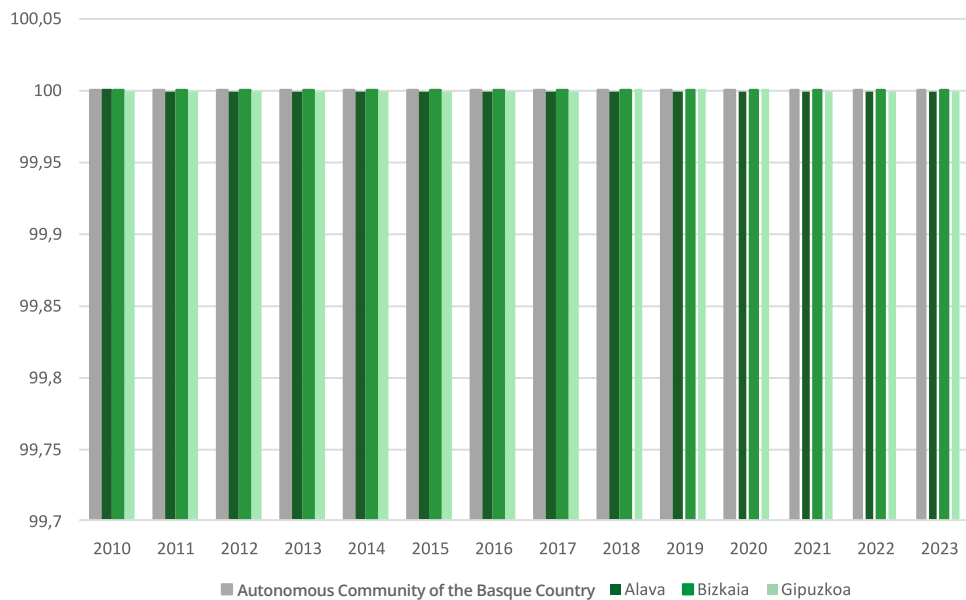
Indicator 3.1.1 Maternal mortality ratio

Maternal mortality ratio. Total cases

	2010	2011	2012	2013	2014	2015	2016	2017	2018	2019	2020	2021	2022	2023
CAE	1	0	0	0	0	0	2	0	1	1	1	0	1	1
Alava	0	0	0	0	0	0	0	0	0	0	0	0	0	0
Bizkaia	1	0	0	0	0	0	2	0	1	0	1	0	0	1
Gipuzkoa	0	0	0	0	0	0	0	0	0	1	0	0	1	0

Indicator 3.1.2 Proportion of births attended by skilled health personnel

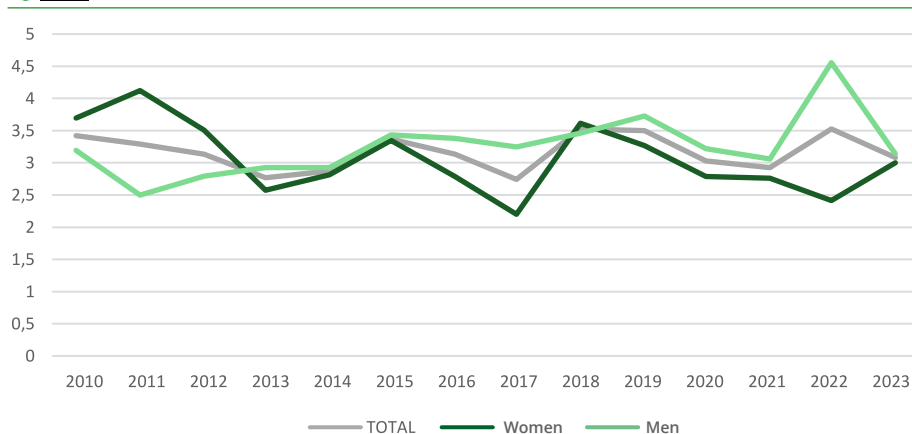
Proportion of births attended by skilled health personnel



Target 3.2 By 2030, end preventable deaths of newborns and children under 5 years of age, with all countries aiming to reduce neonatal mortality to at least as low as 12 per 1,000 live births and under-5 mortality to at least as low as 25 per 1,000 live births

Indicator 3.2.1 Under-5 mortality rate

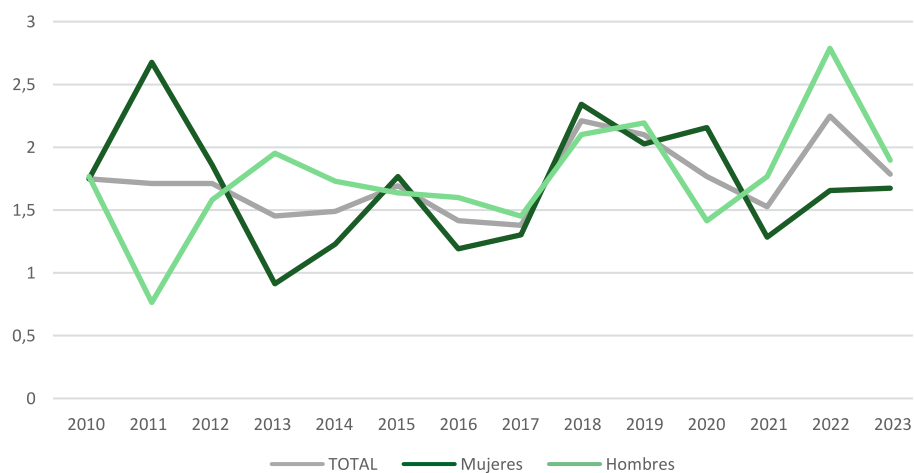
Under-5 mortality rate. Per 100,000 population



Indicator 3.2.2 Neonatal mortality rate



Neonatal mortality rate. Per 100,000 population

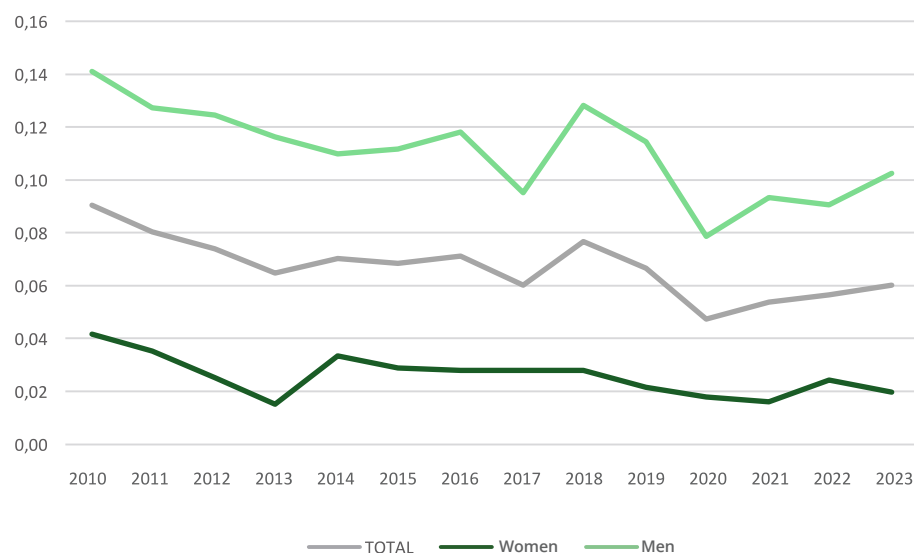


Target 3.3 By 2030, end the epidemics of AIDS, tuberculosis, malaria and neglected tropical diseases and combat hepatitis, water-borne diseases and other communicable diseases

Indicator 3.3.1 Number of new HIV infections per 1,000 uninfected population, by sex, age and key populations



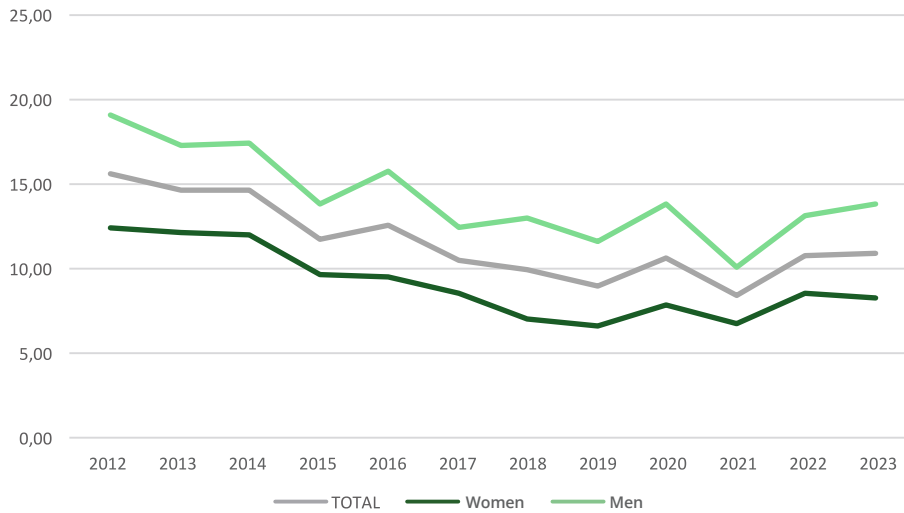
Incidence of new HIV diagnoses. Per 1,000 population



Indicator 3.3.2 Tuberculosis incidence per 100,000 population



Tuberculosis incidence. Per 100,000 population



Indicator 3.3.3 Malaria incidence per 1,000 population



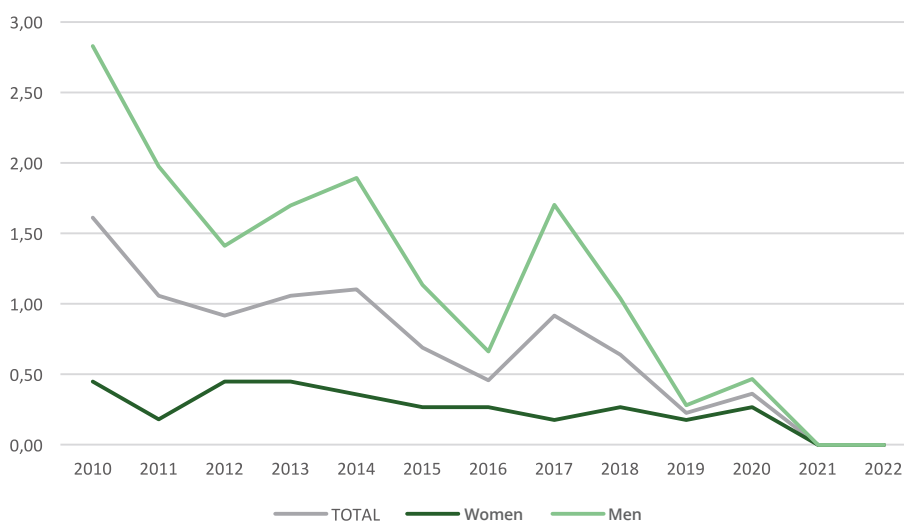
Malaria incidence

0.00 Per 1.000

Indicator 3.3.4 Hepatitis B incidence per 100,000 population



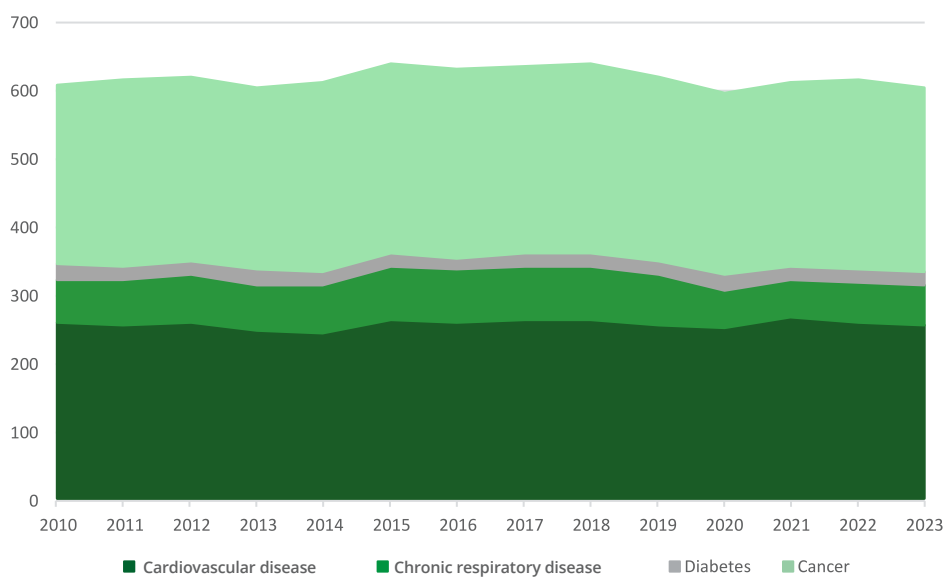
Hepatitis B incidence. Per 100,000 population



Target 3.4 By 2030, reduce by one third premature mortality from non-communicable diseases through prevention and treatment and promote mental health and well-being

Indicator 3.4.1 Mortality rate attributed to cardiovascular disease, cancer, diabetes or chronic respiratory disease

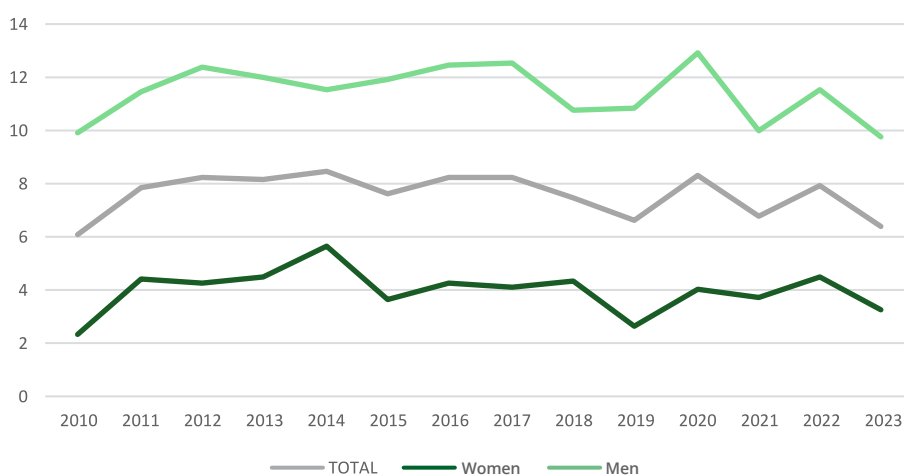
♀ Mortality rate attributed to diseases. Per 100,000 population



♂ Proportion of population covered by breast cancer screening	73.2	%
♀ Proportion of population covered by population-based colorectal cancer screening	70.5	%
♀ Life expectancy at birth	83.98	Years
♂ Human Development Index	0.936	Index
♀ Potential years of life lost	24.86	Years

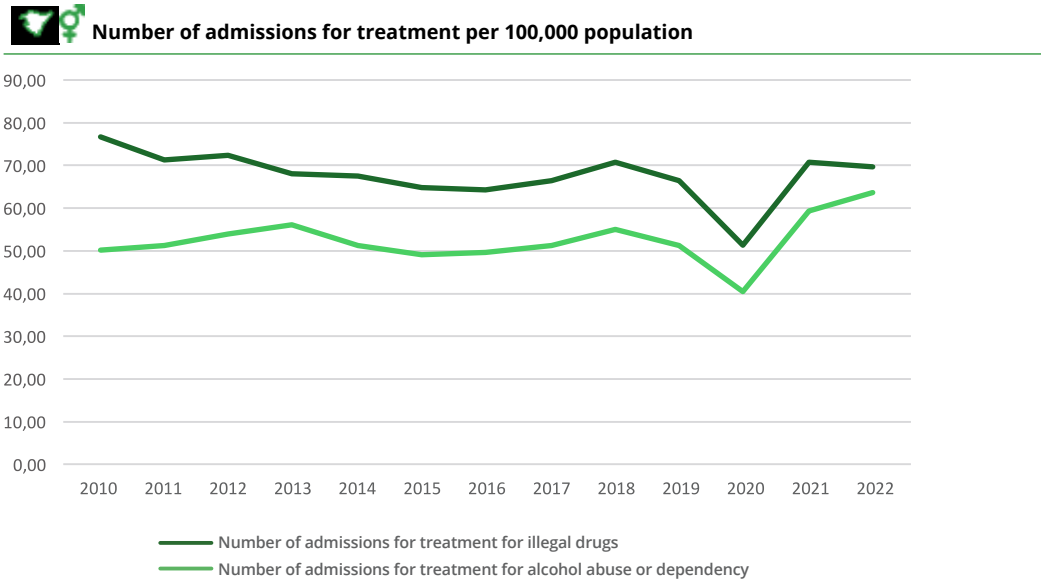
Indicator 3.4.2 Suicide mortality rate

♀ Suicide mortality rate. Per 100,000 population

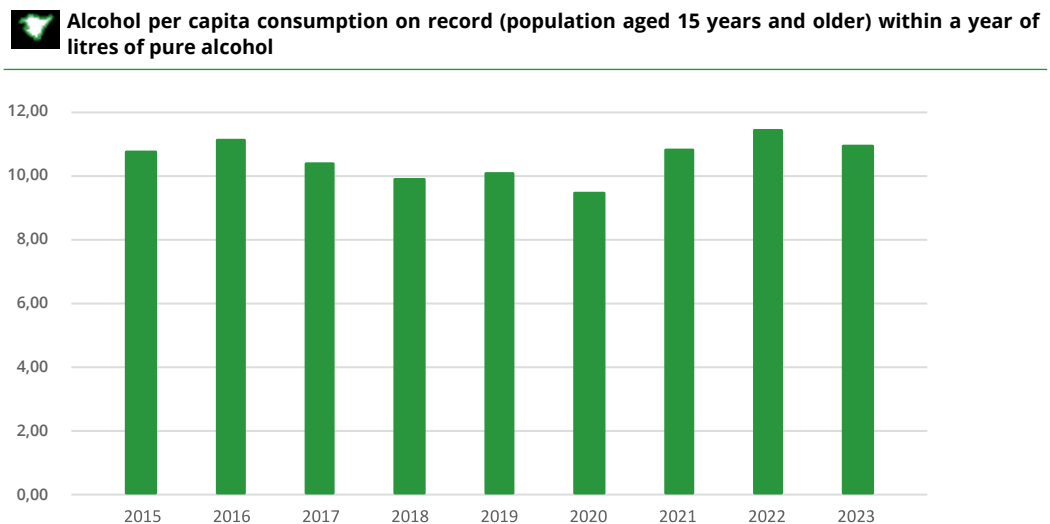


Target 3.5 Strengthen the prevention and treatment of substance abuse, including narcotic drug abuse and harmful use of alcohol

Indicator 3.5.1 Coverage of treatment interventions (pharmacological, psychosocial and rehabilitation and aftercare services) for substance use disorders



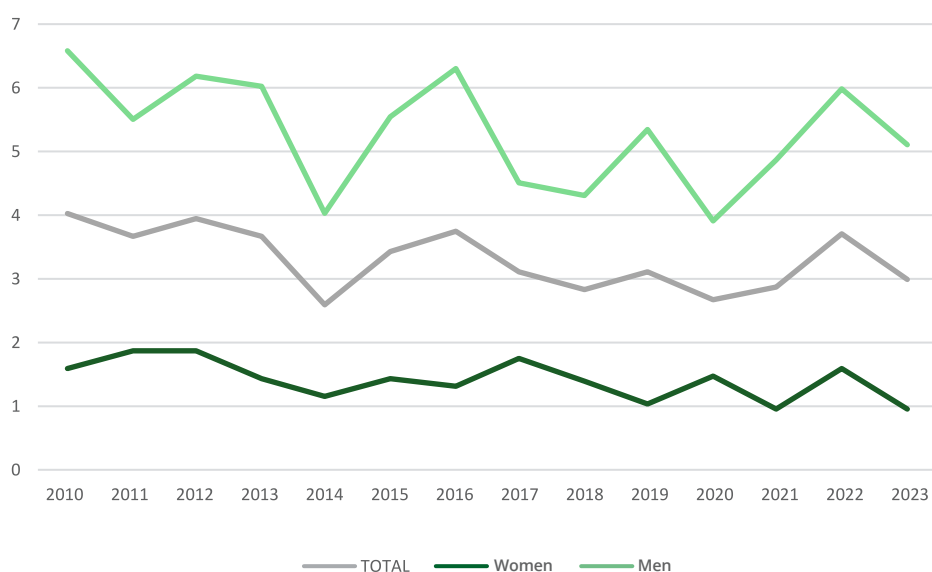
Indicator 3.5.2 Alcohol per capita consumption (aged 15 years and older) within a calendar year in litres of pure alcohol



Target 3.6 By 2020, halve the number of global deaths and injuries from road traffic accidents


Indicator 3.6.1 Death rate due to road traffic injuries

Death rate due to road traffic injuries per 100,000 population



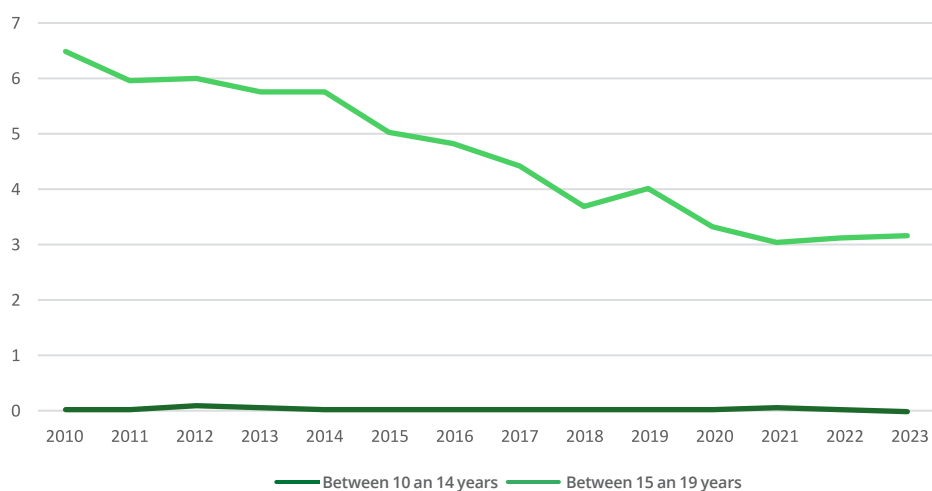
Target 3.7 By 2030, ensure universal access to sexual and reproductive health-care services, including for family planning, information and education, and the integration of reproductive health into national strategies and programmes

Indicator 3.7.1 Proportion of women of reproductive age (aged 15–49 years) who have their need for family planning satisfied with modern methods

 Proportion of women aged 18–49 years married to a man or with a male partner, who have their need for family planning satisfied with modern methods	76.95	%
---	-------	---

Indicator 3.7.2 Adolescent birth rate (aged 10–14 years; aged 15–19 years) per 1,000 women in that age group

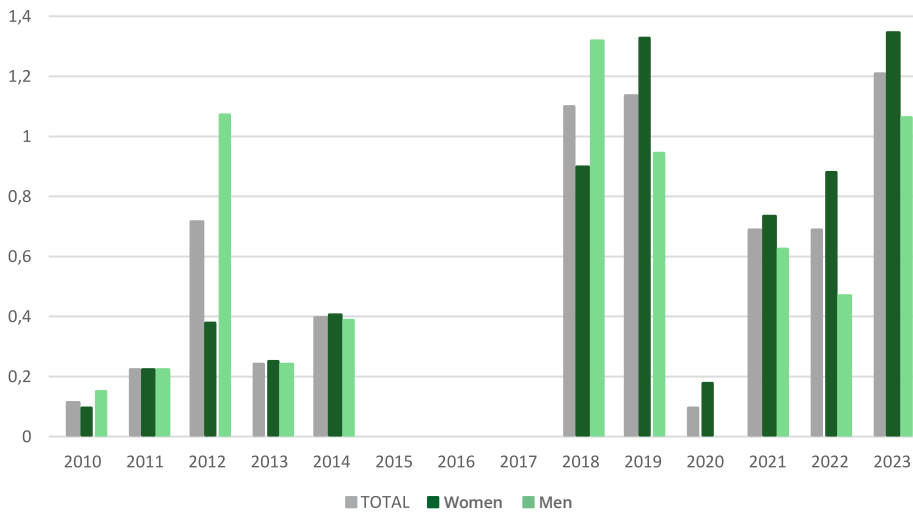
Adolescent birth rate per 1,000 women in that age group




Target 3.8 Achieve universal health coverage, including financial risk protection, access to quality essential health-care services and access to safe, effective, quality and affordable essential medicines and vaccines for all

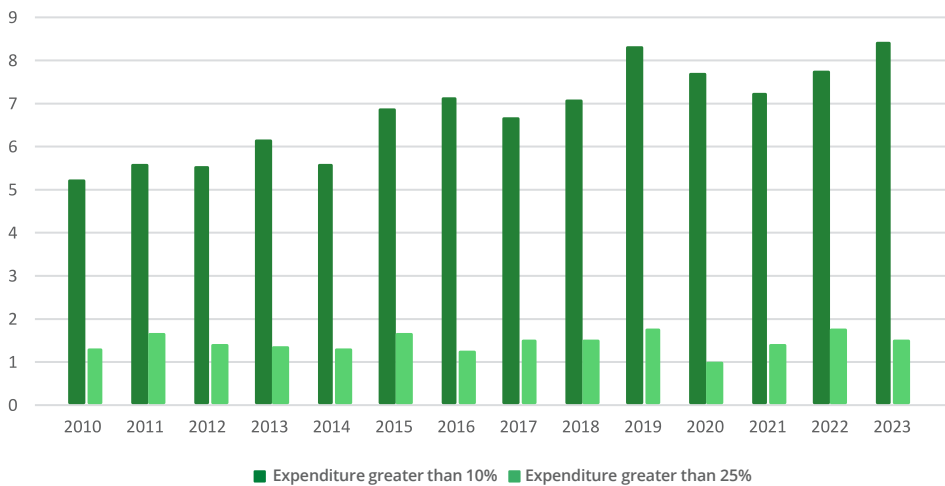
Indicator 3.8.1 Coverage of essential health services

 **Proportion of people aged 16 and older with unmet medical service needs**



Indicator 3.8.2 Proportion of population with large household expenditures on health as a share of total household expenditure or income

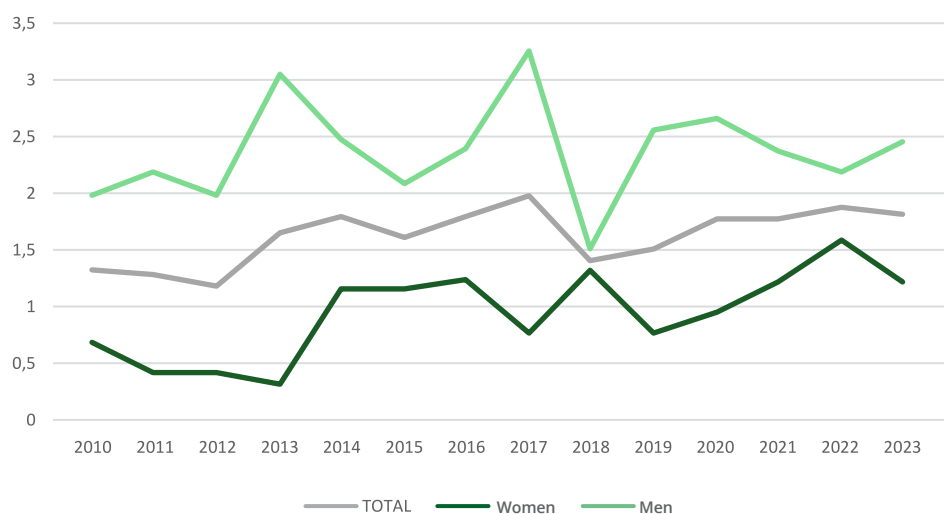
 **Proportion of people with large household expenditures on health greater than a percentage of the total household expenditure**



Target 3.9 By 2030, substantially reduce the number of deaths and illnesses from hazardous chemicals and air, water and soil pollution and contamination

Indicator 3.9.3 Mortality rate attributed to unintentional poisoning

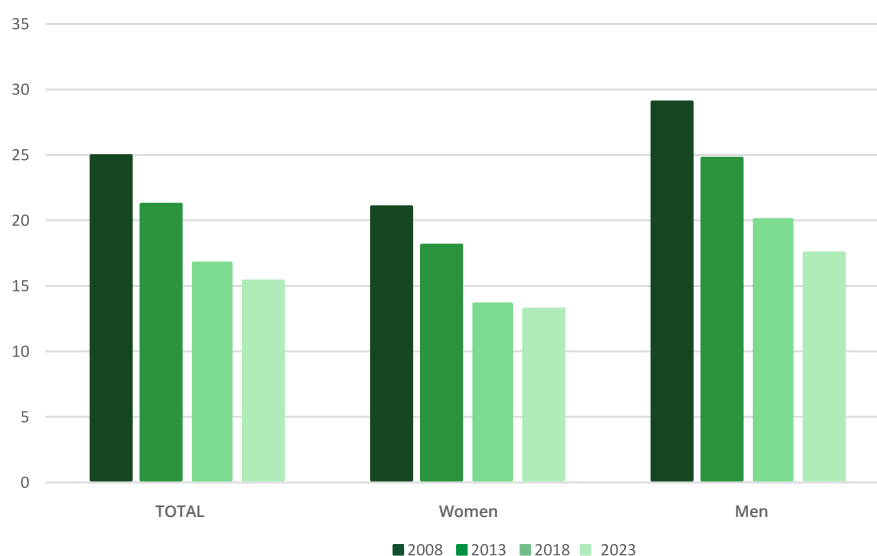
Mortality rate attributed to unintentional poisoning per 10,000 population



Target 3.a Strengthen the implementation of the World Health Organization Framework Convention on Tobacco Control in all countries, as appropriate

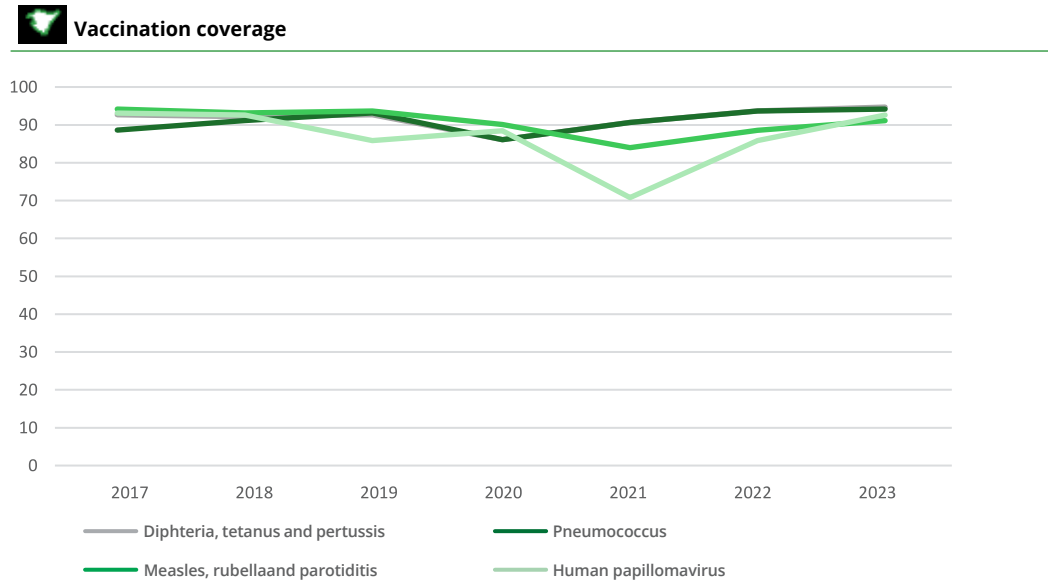
Indicator 3.a.1 Prevalence of current tobacco consumption starting at 15 years of age (adjusted ages)

Proportion of people aged 15 and over who smoke daily. %



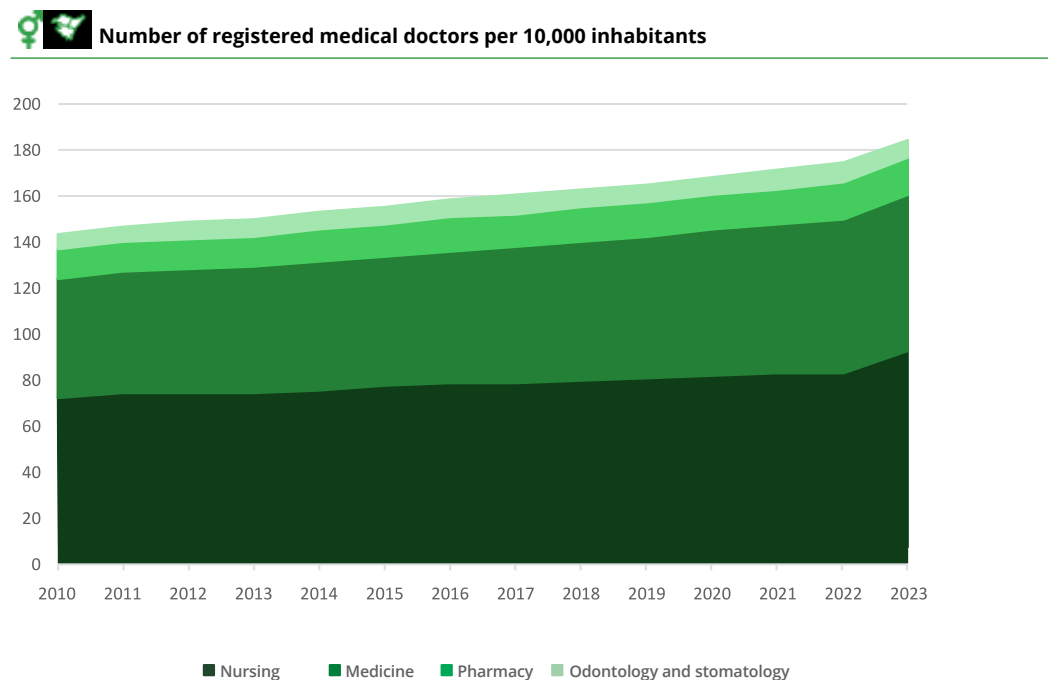
Target 3.b Support the research and development of vaccines and medicines for the communicable and non-communicable diseases that primarily affect developing countries, provide access to affordable essential medicines and vaccines, in accordance with the Doha Declaration on the TRIPS Agreement and Public Health, which affirms the right of developing countries to use to the full the provisions in the Agreement on Trade-Related Aspects of Intellectual Property Rights regarding flexibilities to protect public health, and, in particular, provide access to medicines for all.

Indicator 3.b.1 Proportion of the target population covered by all vaccines included in their national programme



Target 3.c Substantially increase health financing and the recruitment, development, training and retention of the health workforce in developing countries, especially in least developed countries and small island developing States

Indicator 3.c.1 Health worker density and distribution



NON-REPORTED INDICATORS

Indicator 3.3.5 Number of people requiring interventions against neglected tropical diseases

Indicator 3.b.3 Proportion of health facilities that have a core set of relevant essential medicines available and affordable on a sustainable basis

UNDER STUDY INDICATORS

Indicator 3.9.1 Mortality rate attributed to household and ambient air pollution

Indicator 3.9.2 Mortality rate attributed to unsafe water, unsafe sanitation and lack of hygiene (exposure to unsafe Water, Sanitation and Hygiene for All (WASH) services)

Indicator 3.b.2 Total net official development assistance to medical research and basic health sectors

Indicator 3.d.1 International Health Regulations (IHR) capacity and health emergency preparedness

Indicator 3.d.2 Percentage of bloodstream infections due to selected antimicrobial-resistant organisms

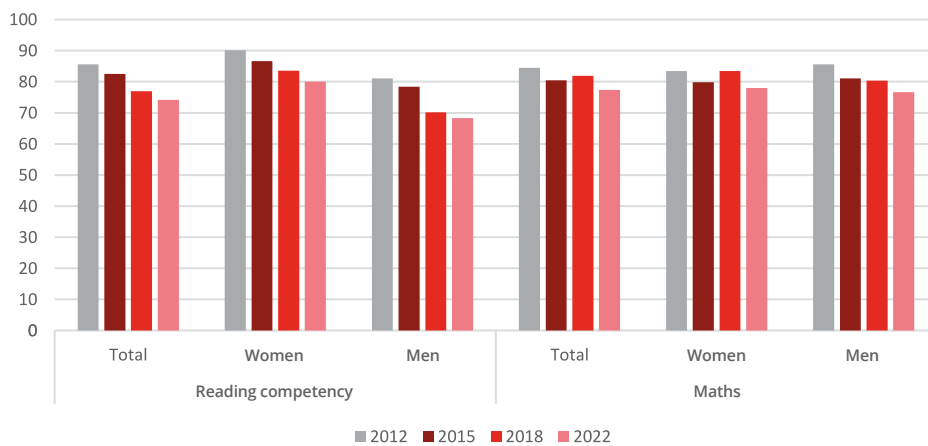


GOAL 4: Ensure inclusive and equitable quality education and promote lifelong learning opportunities for all

Target 4.1 By 2030, ensure that all girls and boys complete free, equitable and quality primary and secondary education leading to relevant and effective learning outcomes

Indicator 4.1.1 Proportion of children and young people (a) in grades 2/3; (b) at the end of primary; and (c) at the end of lower secondary achieving at least a minimum proficiency level in (i) reading and (ii) mathematics, by sex

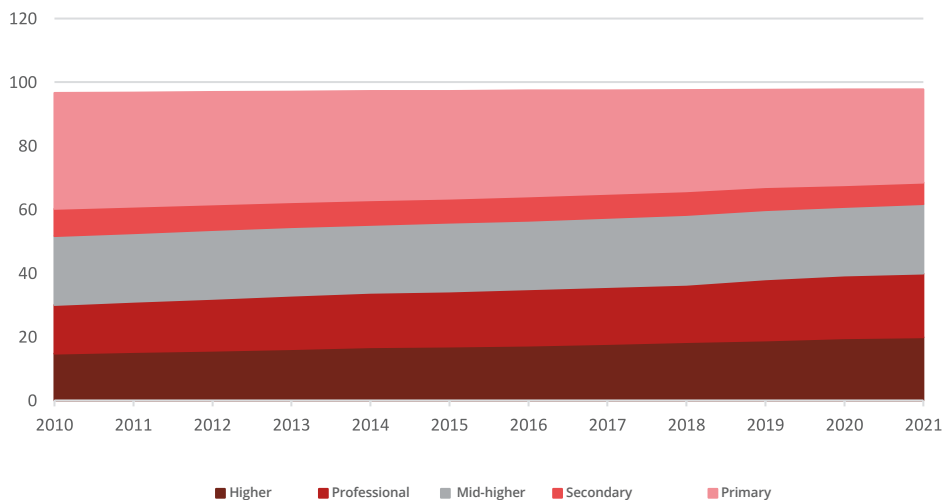
♀ Proportion of 15-year-olds who have achieved at least level 2 proficiency






♀ Illiteracy rate of the population between 10 and 14 years of age	0.00	%
♀ Illiteracy rate of the population aged 10 or over	0.30	%

Indicator 4.1.2 Completion rate (primary education, lower secondary education, upper secondary education)

Proportion of population aged 10 and over with professional studies

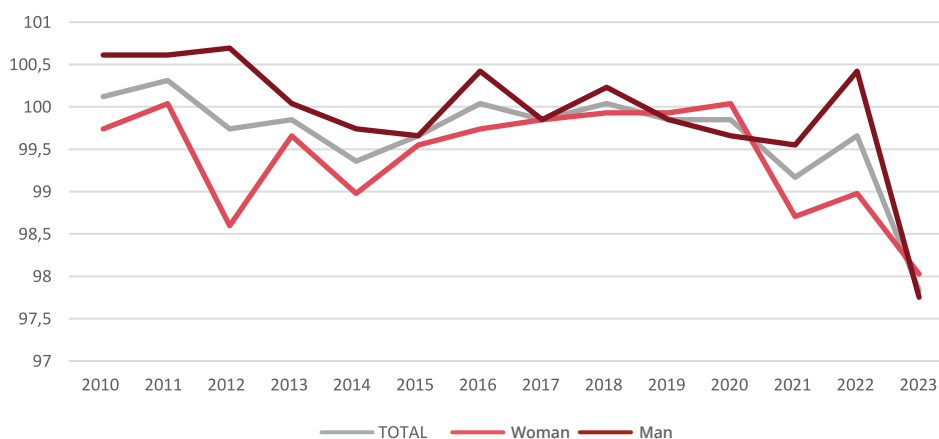


 Proportion of people aged between 18 and 20 who have completed at least the first stage of secondary education	94.90	%
 Proportion of people aged between 20 and 22 who have completed at least the second stage of secondary education	84.70	%
 Early school leaving rate of the population aged 18-24	8.80	%

Target 4.2 By 2030, ensure that all girls and boys have access to quality early childhood development, care and pre-primary education so that they are ready for primary education

Indicator 4.2.2 Participation rate in organized learning (one year before the official primary entry age), by sex

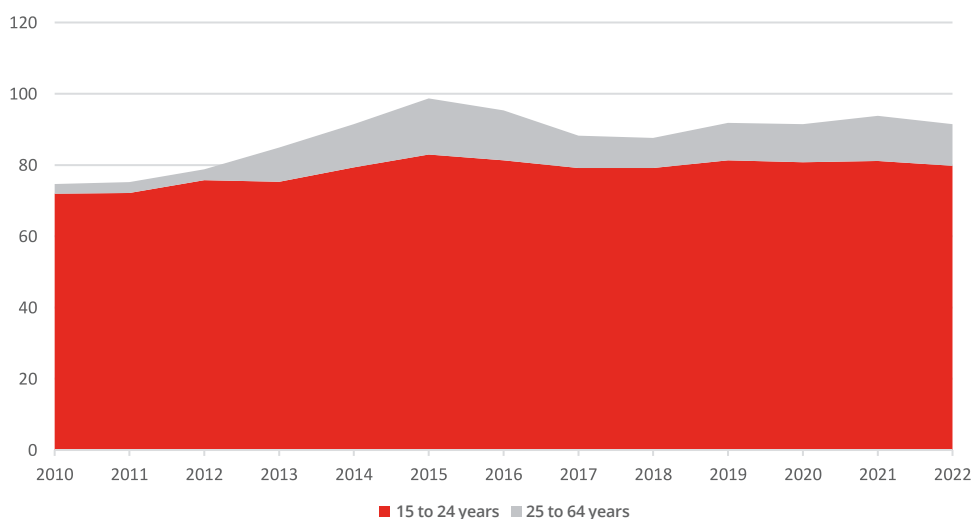
 Net school enrollment rate at 5 years










Target 4.3 By 2030, ensure equal access for all women and men to affordable and quality technical, vocational and tertiary education, including university

Indicator 4.3.1 Participation rate of youth and adults in formal and non-formal education and training in the previous 12 months, by sex

 Proportion of people who have undertaken educational activities in the last four weeks

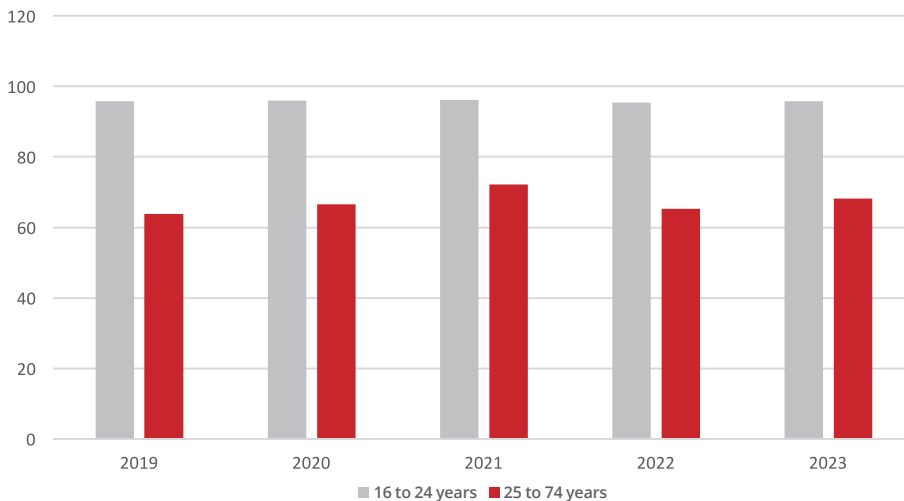


  Proportion of people aged between 18 and 64 who have undertaken educational activities in the last 12 months	52.93	%
  Proportion of people aged between 15 and 64 who have undertaken educational activities in the last four weeks	24.1	%
 Human Development Index	0.936	Index
  Proportion of population aged 30-34 who have completed tertiary studies	48.78	%

Target 4.4 By 2030, substantially increase the number of youth and adults who have relevant skills, including technical and vocational skills, for employment, decent jobs and entrepreneurship

Indicator 4.4.1 Proportion of youth and adults with information and communications technology (ICT) skills, by type of skill











  Proportion of people who have used computer skills in the last 12 months



  Proportion of people aged between 16 and 74 who have used computer skills in the last 12 months	69.84	%
---	-------	---

Target 4.5 By 2030, eliminate gender disparities in education and ensure equal access to all levels of education and vocational training for the vulnerable, including persons with disabilities, indigenous peoples and children in vulnerable situations

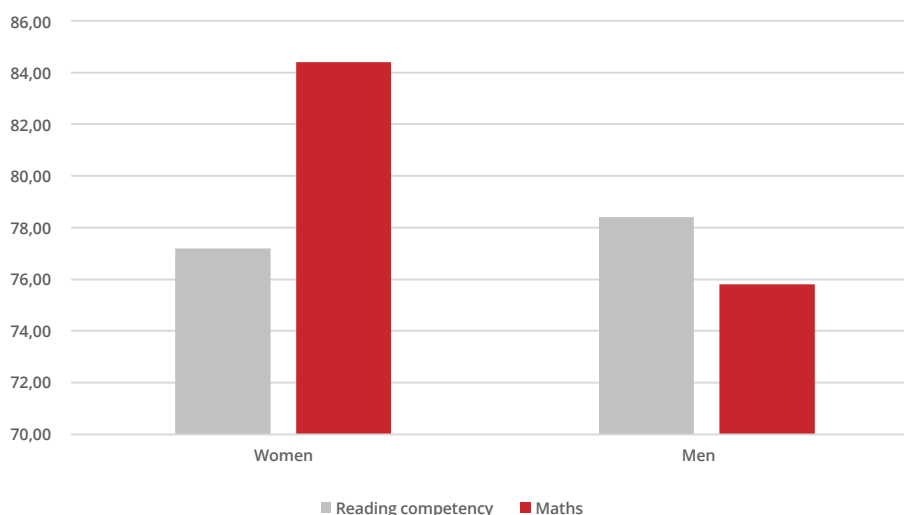
Indicator 4.5.1 Parity indices (female/male, rural/urban, bottom/top wealth quintile and others such as disability status, indigenous peoples and conflict-affected, as data become available) for all education indicators on this list that can be disaggregated

 	Parity index between women and men in the population aged between 18 and 64 who have undertaken educational activities in the last 12 months	1.07	Índice
 	Parity index between people living in households that are in the highest and lowest levels of income in the population aged between 18 and 64 who have undertaken educational activities in the last 12 months	0.60	Índice
 	Parity index between people aged between 18 and 64 with and without limitations owing to health problems who have engaged in educational activities in the last 12 months	0.68	Índice
 	Parity index between women and men in the population aged between 15 and 64 who have studied or undertaken training in the last four weeks	1.1	Index
 	Parity index between people aged between 15 and 64 residing in municipalities with 10,000 or fewer inhabitants and more than 10,000 inhabitants who have undergone studies or training in the last four weeks	1.0	Index

Target 4.6 By 2030, ensure that all youth and a substantial proportion of adults, both men and women, achieve literacy and numeracy

Indicator 4.6.1 Proportion of population in a given age group achieving at least a fixed level of proficiency in functional (a) literacy and (b) numeracy skills, by sex

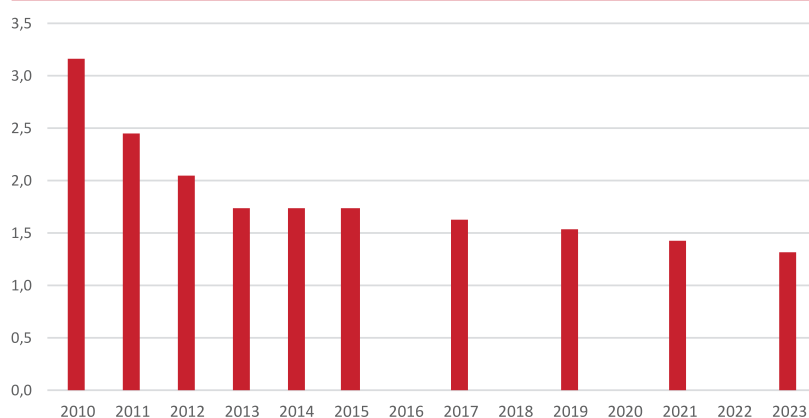
  Proportion of population in the 16-65 age group achieving at least the 2nd level of competencies. 2023








Target 4.a Build and upgrade education facilities that are child, disability and gender sensitive and provide safe, non-violent, inclusive and effective learning environments for all

Indicator 4.a.1 Proportion of schools offering basic services, by type of service





Average number of students per computer for teaching and learning tasks in non-university educational centers



 Proportion of non-university educational centers with access to electricity	100.00	%
 Proportion of regular classrooms in non-university educational centers with an Internet connection	98.10	%
 Proportion of non-university educational centers with access to drinking water supply	100.00	%
 Proportion of non-university educational centers with access to basic sanitation facilities separated by sex	100.00	%
 Proportion of non-university educational centers with access to basic handwashing facilities	100.00	%

Target 4.c.1 By 2030, substantially increase the supply of qualified teachers, including through international cooperation for teacher training in developing countries, especially least developed countries and small island developing States

Indicator 4.c.1 Proportion of teachers with the minimum required qualifications, by education level

 Proportion of preschool teachers with the minimum required qualifications	100.00	%
 Proportion of primary teachers with the minimum required qualifications	100.00	%
 Proportion of lower secondary education teachers with the minimum required qualifications	100.00	%
 Proportion of upper secondary education teachers with the minimum required qualifications	100.00	%

NON-REPORTED INDICATORS

Indicator 4.7.1 Extent to which (i) global citizenship education and (ii) education for sustainable development are mainstreamed in (a) national education policies; (b) curricula; (c) teacher education; and (d) student assessment

UNDER STUDY INDICATORS

Indicator 4.2.1 Proportion of children aged 24–59 months who are developmentally on track in health, learning and psychosocial well-being, by sex

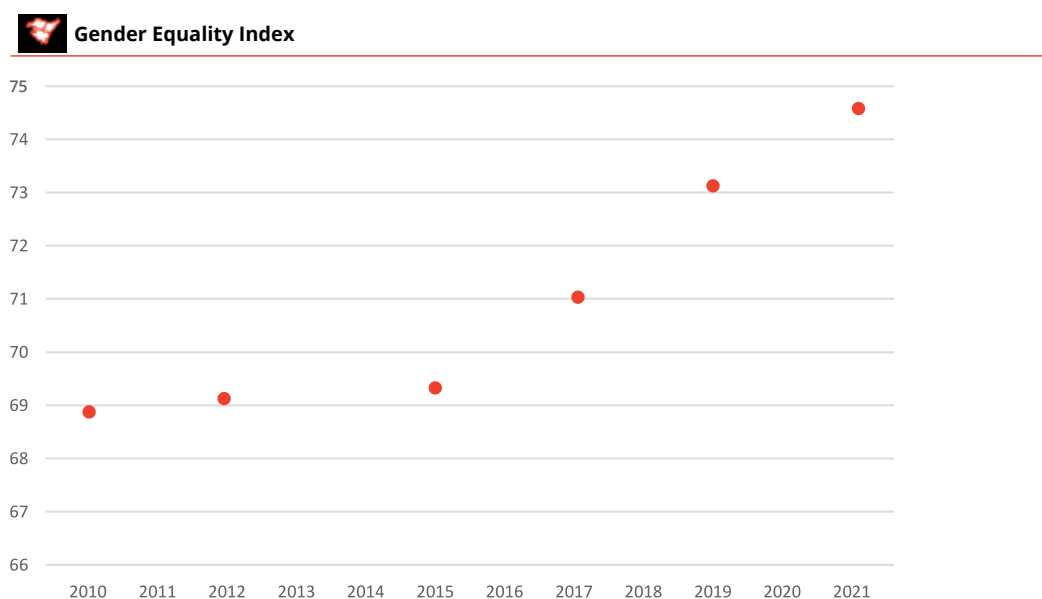
Indicator 4.b.1 Volume of official development assistance flows for scholarships by sector and type of study



GOAL 5: Achieve gender equality and empower all women and girls

Target 5.1 End all forms of discrimination against all women and girls everywhere


Indicator 5.1.1 Whether or not legal frameworks are in place to promote, enforce and monitor equality and non-discrimination on the basis of sex

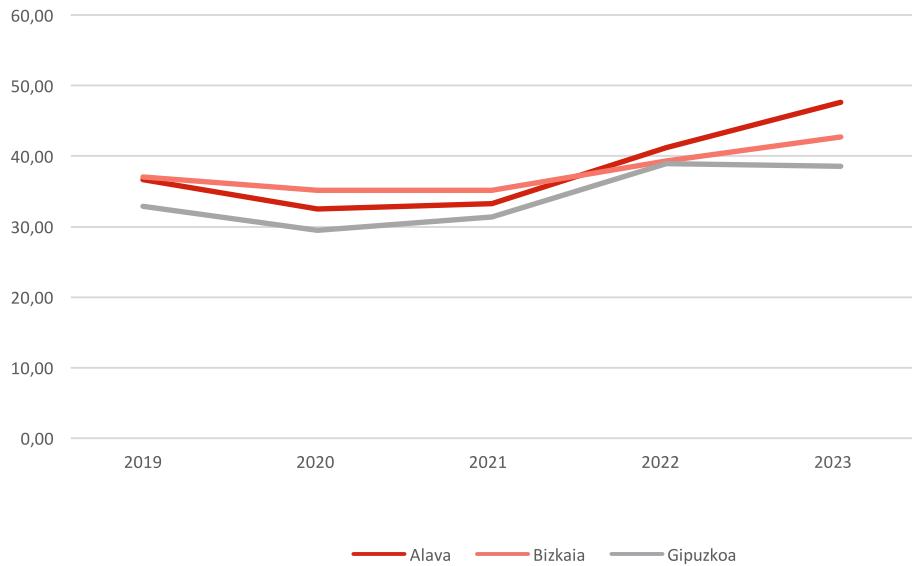


Existence of legal frameworks to promote, reinforce and monitor gender equality: global legal framework and public life	100.00	%
Existence of legal frameworks to promote, reinforce and monitor gender equality: violence against women	100.00	%
Existence of legal frameworks to promote, reinforce and monitor gender equality: employment and economic subsidies	100.00	%
Existence of legal frameworks to promote, reinforce and monitor gender equality: marriage and family	81.80	%

Target 5.2 Eliminate all forms of violence against all women and girls in the public and private spheres, including trafficking and sexual and other types of exploitation

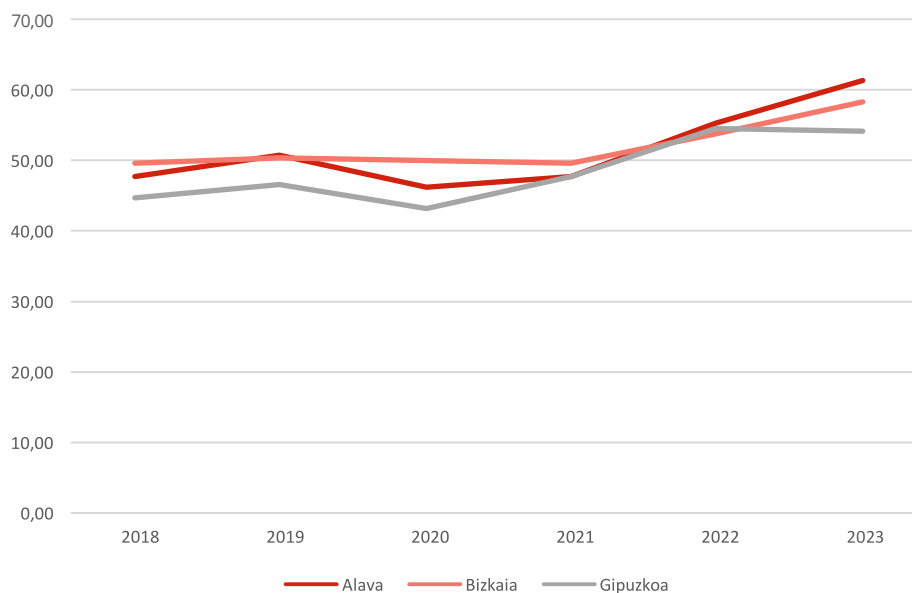
Indicator 5.2.1 Proportion of ever-partnered women and girls aged 15 years and older subjected to physical, sexual or psychological violence by a current or former intimate partner in the previous 12 months, by form of violence and by age



 **Rate of victimizations against women at the hands of their current or former partner. Per 10,000**



Indicator 5.2.2 Proportion of women and girls aged 15 years and older subjected to sexual violence by persons other than an intimate partner in the previous 12 months, by age and place of occurrence

 **Victimization rate against women**



 Rate of victimizations of sexual violence against women	5.68 Tanto por 10.000
 Rate of intra-family victimizations against women	9.79 Tanto por 10.000

Target 5.3 Eliminate all harmful practices, such as child, early and forced marriage and female genital mutilation

Indicator 5.3.1 Proportion of women aged 20–24 years who were married or in a union before age 15 and before age 18



Proportion of women aged 16-17 years who are married to a man

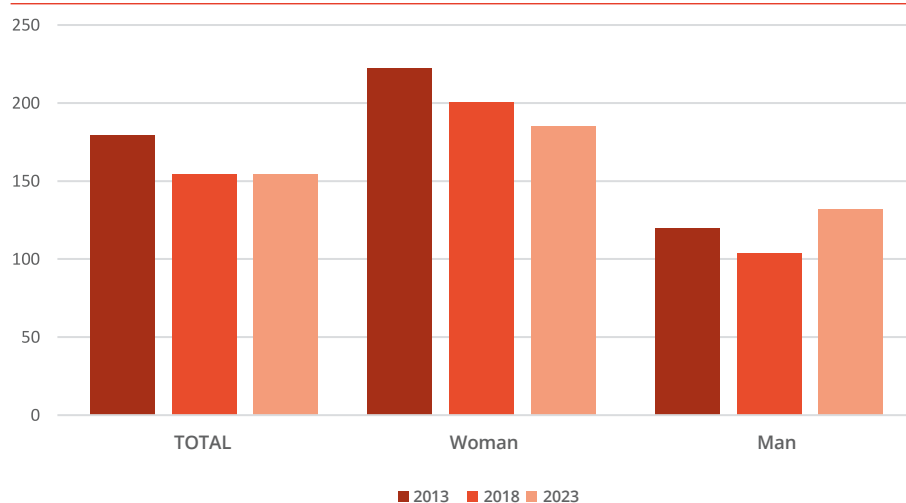
0i.00
%

Target 5.4 Recognize and value unpaid care and domestic work through the provision of public services, infrastructure and social protection policies and the promotion of shared responsibility within the household and the family as nationally appropriate

Indicator 5.4.1 Proportion of time spent on unpaid domestic and care work, by sex, age and location



Proportion of time dedicated to home and family on an average day.

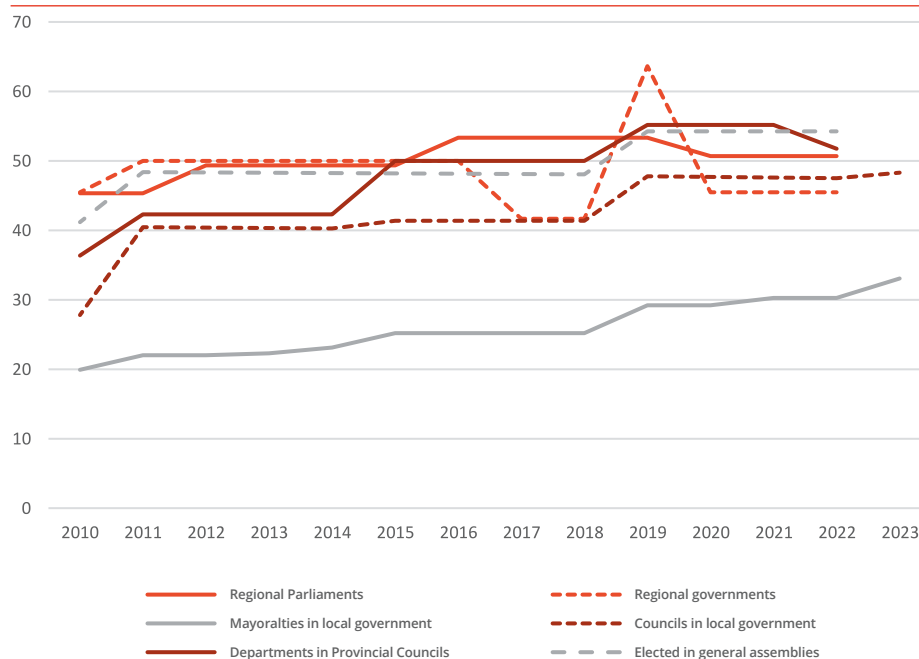


Target 5.5 Ensure women's full and effective participation and equal opportunities for leadership at all levels of decision-making in political, economic and public life

Indicator 5.5.1 Proportion of seats held by women in (a) national parliaments and (b) local governments

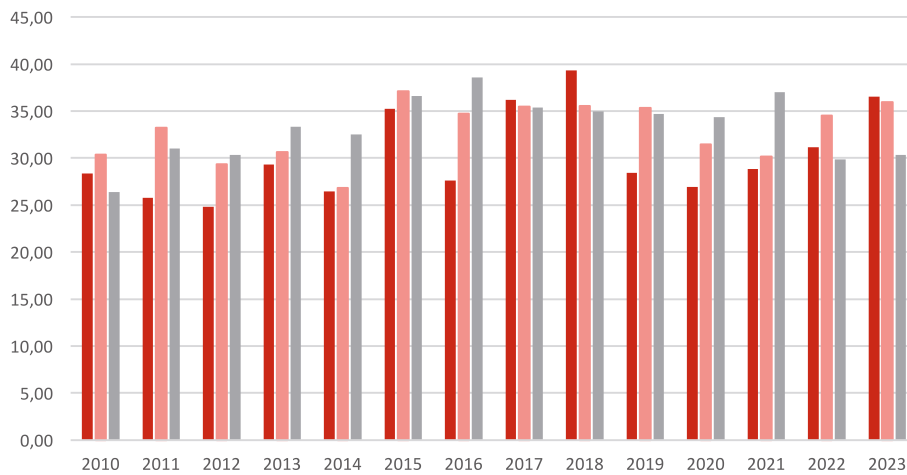


Proportion of women holding positions in different governments




Indicator 5.5.2 Proportion of women in managerial positions

 **Proportion of women in managerial positions**



 **Proportion of women in senior management positions**

29.71 %

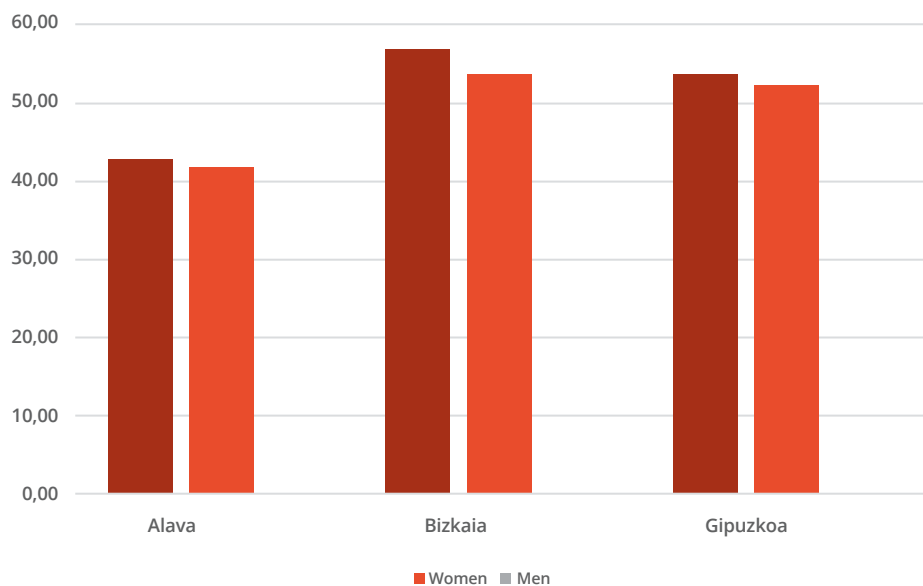
 **Proportion of women entrepreneurs**

35.18 %

Target 5.a Undertake reforms to give women equal rights to economic resources, as well as access to ownership and control over land and other forms of property, financial services, inheritance and natural resources, in accordance with national laws

Indicator 5.a.1 (a) Proportion of total agricultural population with ownership or secure rights over agricultural land, by sex; and (b) share of women among owners or rights-bearers of agricultural land, by type of tenure

 **Proportion of heads of agricultural holdings, in respect of the total number of agricultural workers**




 Proportion of female heads of agricultural holdings, in respect of the total number of heads of agricultural holdings	38.19	%
 Proportion of female heads of agricultural holdings in ownership, in respect of the total number of heads of agricultural holdings in ownership	40.39	%
 Proportion of female heads of leased agricultural holdings, in respect of the total number of heads of leased agricultural holdings	29.75	%

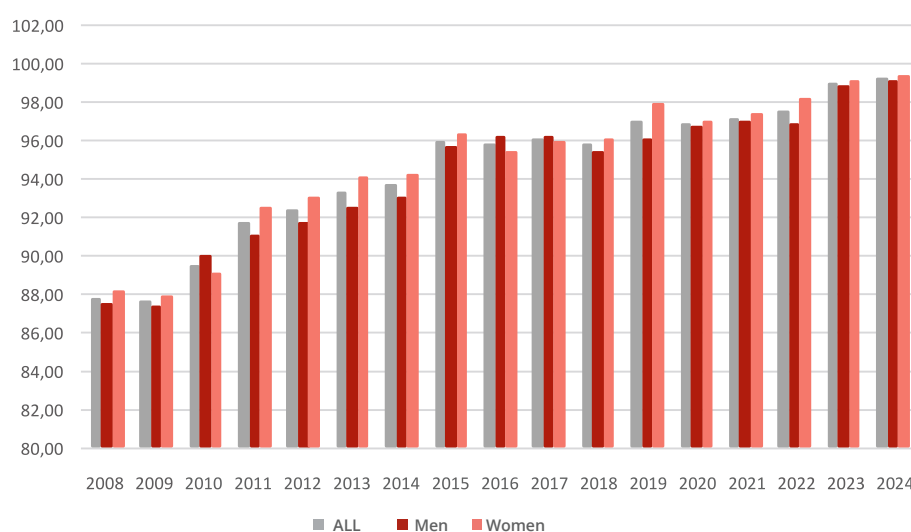
Indicator 5.a.2 Proportion of countries where the legal framework (including customary law) guarantees women's equal rights to land ownership and/or control

 Extent to which the legal framework guarantees women's equal rights to ownership or control of land	6	index
--	----------	-------

Target 5.b Enhance the use of enabling technology, in particular information and communications technology, to promote the empowerment of women

Indicator 5.b.1 Proportion of individuals who own a mobile telephone, by sex

 **Proportion of people aged between 16 and 74 who have used a mobile phone in the last three months**



NON-REPORTED INDICATORS

Indicator 5.3.2 Proportion of girls and women aged 15–49 years who have undergone female genital mutilation, by age

Indicator 5.6.2 Number of countries with laws and regulations that guarantee full and equal access to women and men aged 15 years and older to sexual and reproductive health care, information and education

UNDER STUDY INDICATORS

Indicator 5.6.1 Proportion of women aged 15–49 years who make their own informed decisions regarding sexual relations, contraceptive use and reproductive health care

Indicator 5.c.1 Proportion of countries with systems to track and make public allocations for gender equality and women's empowerment



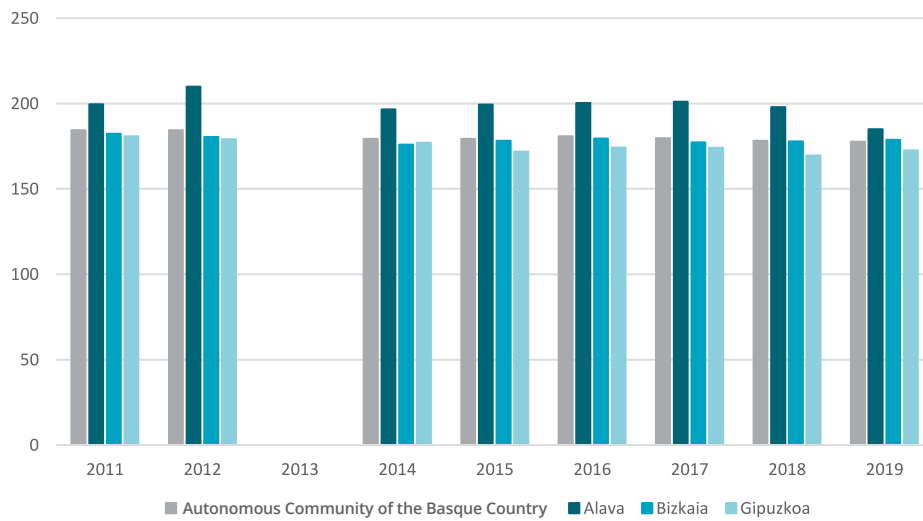
GOAL 6: Ensure availability and sustainable management of water and sanitation for all

Target 6.1 By 2030, achieve universal and equitable access to safe and affordable drinking water for all

Indicator 6.1.1 Proportion of population using safely managed drinking water services



Total water demand per inhabitant and day. Litres



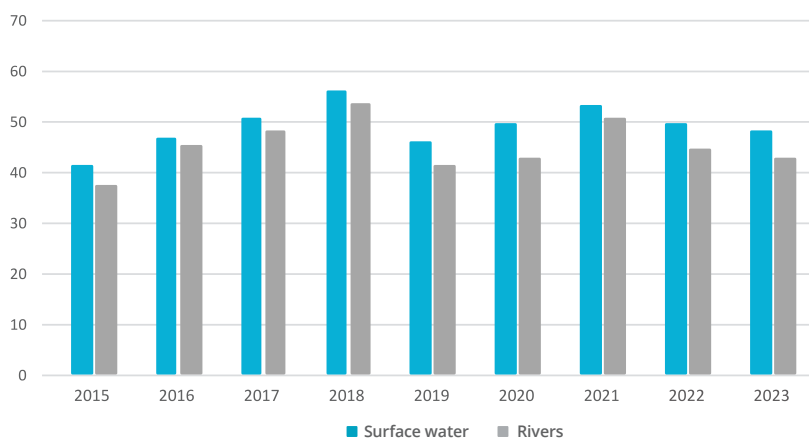
Proportion of people served by water supply from the National Drinking Water System	76.10	%
Sanitary qualification of drinking water	3.00	Index

Target 6.3 By 2030, improve water quality by reducing pollution, eliminating dumping and minimizing release of hazardous chemicals and materials, halving the proportion of untreated wastewater and substantially increasing recycling and safe reuse globally

Indicator 6.3.2 Proportion of bodies of water with good ambient water quality



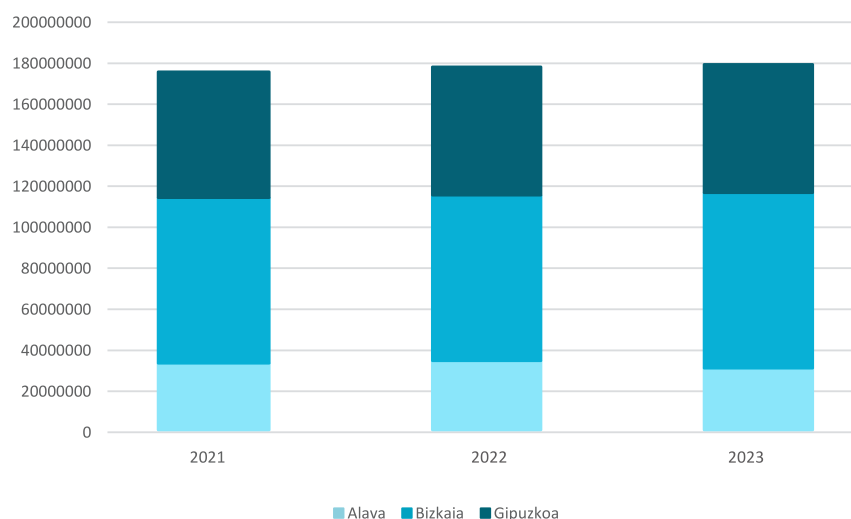
Quality of water bodies. Percentage of bodies in good global condition



Target 6.4 By 2030, substantially increase water-use efficiency across all sectors and ensure sustainable withdrawals and supply of freshwater to address water scarcity and substantially reduce the number of people suffering from water scarcity



Indicator 6.4.2 Level of water stress: freshwater withdrawal as a proportion of available freshwater resources

 **Water consumption. Cubic metres**



Target 6.b Support and strengthen the participation of local communities in improving water and sanitation management

Indicator 6.b.1 Proportion of local administrative units with established and operational policies and procedures for participation of local communities in water and sanitation management

 Proportion of local administrative units with established and operational policies and procedures for participation of local communities in drinking water and sanitation management	100	%
 Proportion of local administrative units with established and operational policies and procedures for participation of local communities in bathing water management	100	%

NON-REPORTED INDICATORS

Indicator 6.2.1 Proportion of population using (a) safely managed sanitation services and (b) a hand-washing facility with soap and water

Indicator 6.5.2 Proportion of transboundary basin area with an operational arrangement for water cooperation

UNDER STUDY INDICATORS

Indicator 6.3.1 Proportion of domestic and industrial wastewater flows safely treated

Indicator 6.4.1 Change in water-use efficiency over time

Indicator 6.5.1 Degree of integrated water resources management

Indicator 6.6.1 Change in the extent of water-related ecosystems over time

Indicator 6.a.1 Amount of water- and sanitation-related official development assistance that is part of a government-coordinated spending plan

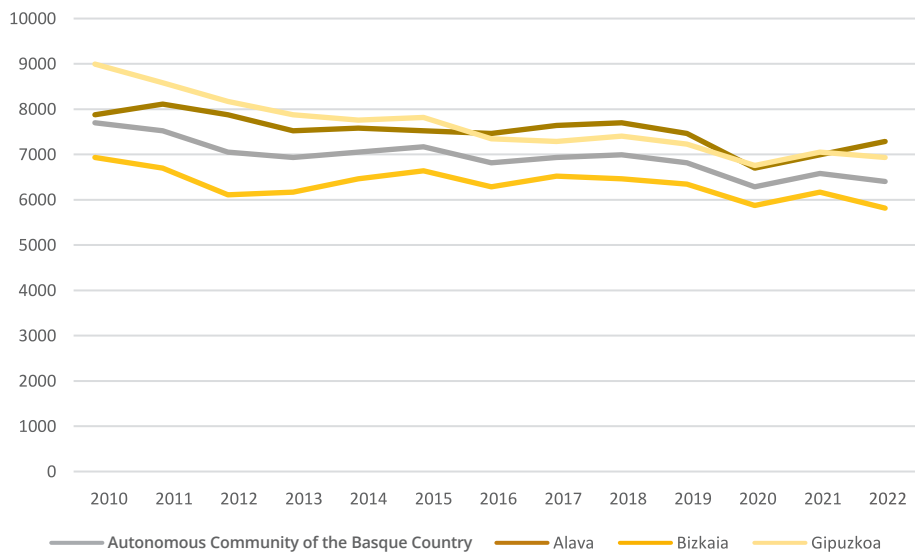


GOAL 7: Ensure access to affordable, reliable, sustainable and modern energy for all

Target 7.1 By 2030, ensure universal access to affordable, reliable and modern energy services

Indicator 7.1.1 Proportion of population with access to electricity

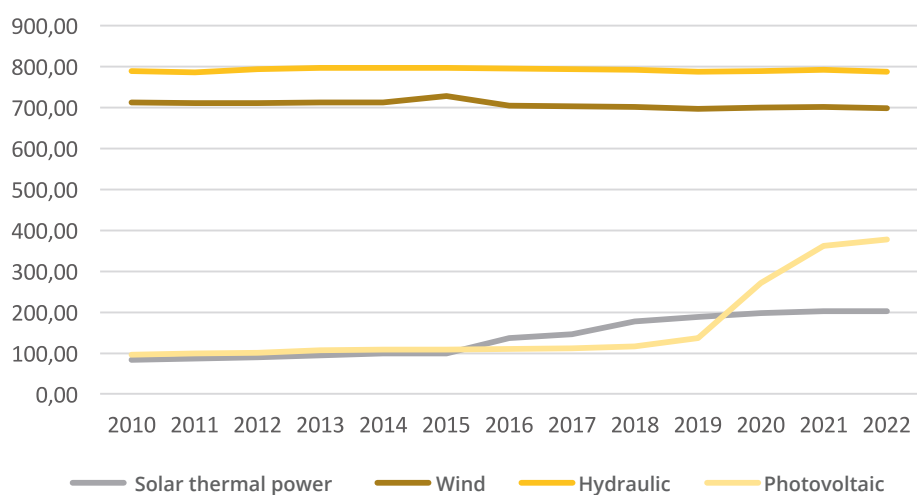
Electricity consumption per inhabitant. kWh



Annual cost of energy consumption	7,049 Million €
Proportion of main family dwellings with piped gas	55.30 %

Indicator 7.1.2 Proportion of population with primary reliance on clean fuels and technology

Power installed per inhabitant. kW and m2 (solar thermal)

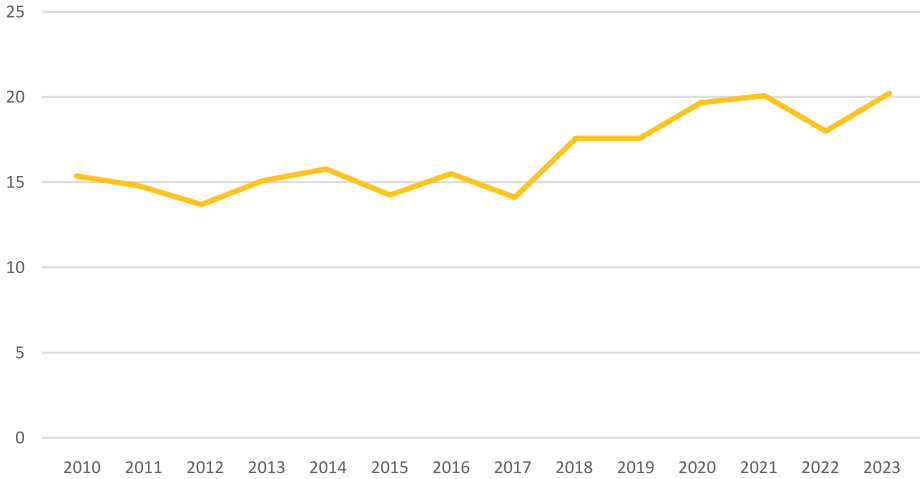


Target 7.2 By 2030, increase substantially the share of renewable energy in the global energy mix

Indicator 7.2.1 Renewable energy share in the total final energy consumption



Renewable energy share in gross final energy consumption



Renewable energy share in electricity production

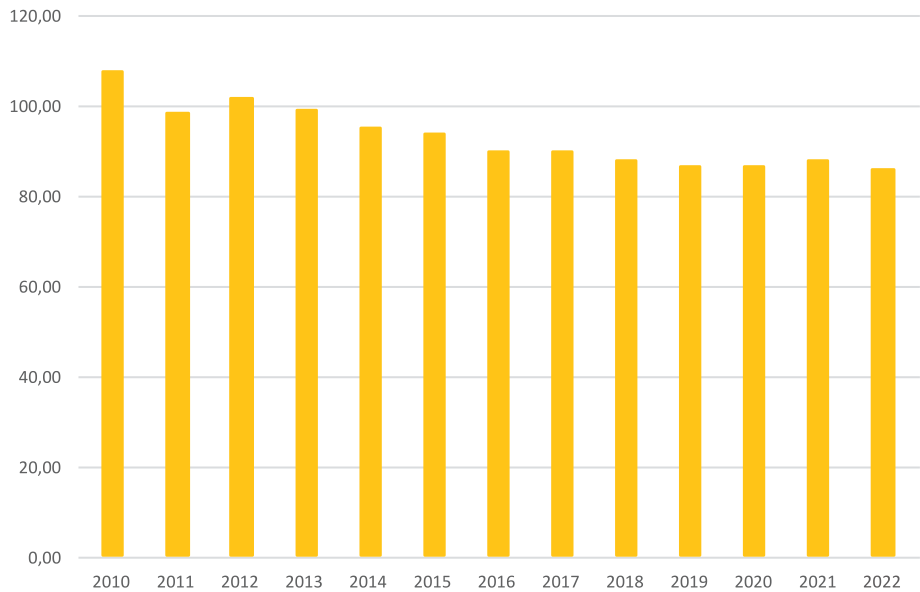
17.08 %



Target 7.3 By 2030, double the global rate of improvement in energy efficiency

Indicator 7.3.1 Energy intensity measured in terms of primary energy and GDP



Energy intensity in Toe / million €




 Electricity consumption per unit of GDP	12.70 Tce/million €
 Specific CO2 emissions in electricity generation	300 tCO ₂ /GWh

UNDER STUDY INDICATORS

Indicator 7.a.1 International financial flows to developing countries in support of clean energy research and development and renewable energy production, including in hybrid systems

Indicator 7.b.1 Installed renewable energy-generating capacity in developing countries (in watts per capita)



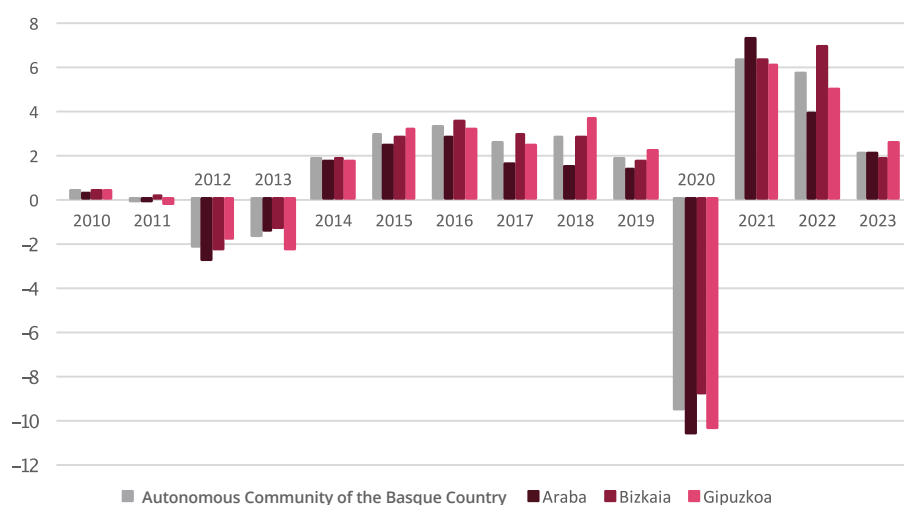
GOAL 8: Promote sustained, inclusive and sustainable economic growth, full and productive employment and decent work for all

Target 8.1 Sustain per capita economic growth in accordance with national circumstances and, in particular, at least 7 per cent gross domestic product growth per annum in the least developed countries

Indicator 8.1.1 Annual growth rate of real GDP per capita



Annual growth rate of real GDP per capita. Percentage



GDP per capita index, EU27=100	108	Index
Average annual cumulative growth rate of personal income in the last period	3.30	%
Annual growth rate of nominal GDP per capita	10.50	%

Target 8.2 Achieve higher levels of economic productivity through diversification, technological upgrading and innovation, including through a focus on high-value added and labour-intensive sectors

Indicator 8.2.1 Annual growth rate of real GDP per employed person




Annual growth rate of real GDP. Percentage

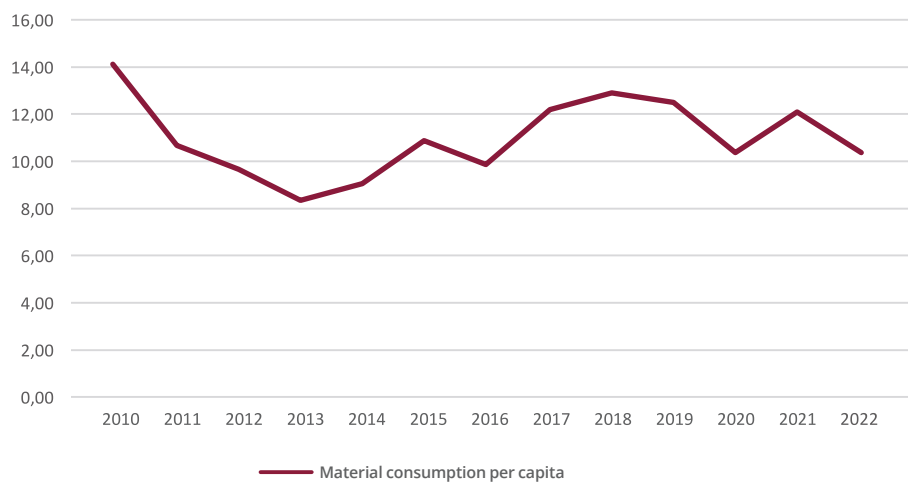


 Annual growth rate of nominal GDP per job	7.52 %
--	---------------

Target 8.4 Improve progressively, through 2030, global resource efficiency in consumption and production and endeavour to decouple economic growth from environmental degradation, in accordance with the 10-Year Framework of Programmes on Sustainable Consumption and Production, with developed countries taking the lead

Indicator 8.4.2 Domestic material consumption, domestic material consumption per capita, and domestic material consumption per GDP

 Material consumption per capita. T / inhabitant
--



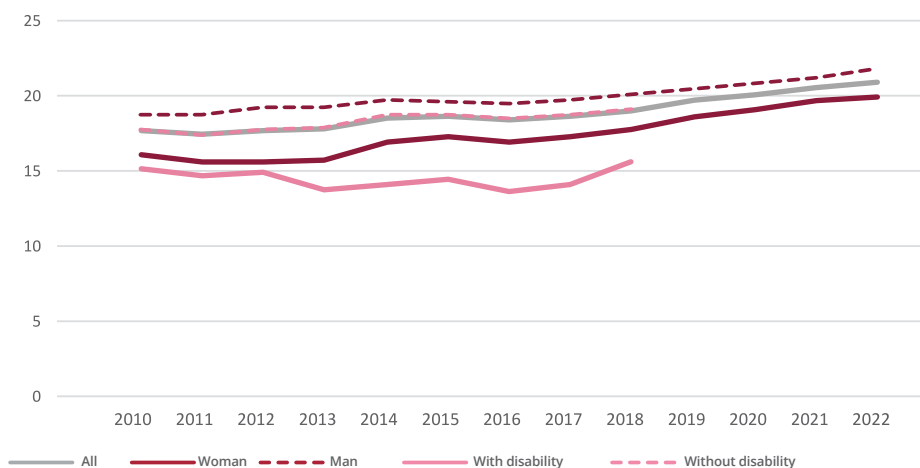
 Material consumption by GDP	264.1 T / million €
--	----------------------------




 Domestic material consumption	22,897 T (thousands)
--	-----------------------------

Target 8.5 By 2030, achieve full and productive employment and decent work for all women and men, including for young people and persons with disabilities, and equal pay for work of equal value

Indicator 8.5.1 Average hourly earnings of employees, by sex, age, occupation and persons with disabilities

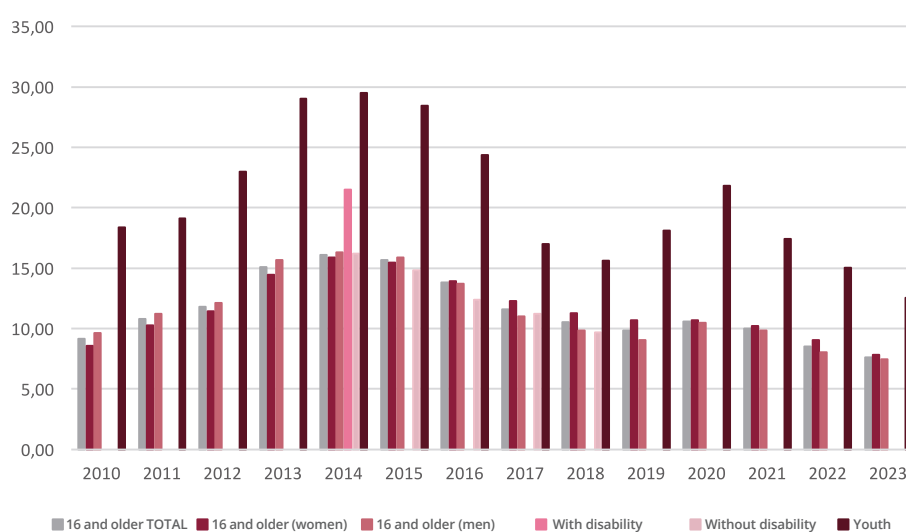
 Average hourly earnings. €






 Proportion of personal income derived from work	58.3	%
 Parity index between women and men in total average personal income	66.5	Index
 Parity index between women and men in average personal income derived from work	65.2	Index

Indicator 8.5.2 Unemployment rate, by sex, age and persons with disabilities

Unemployment rate.

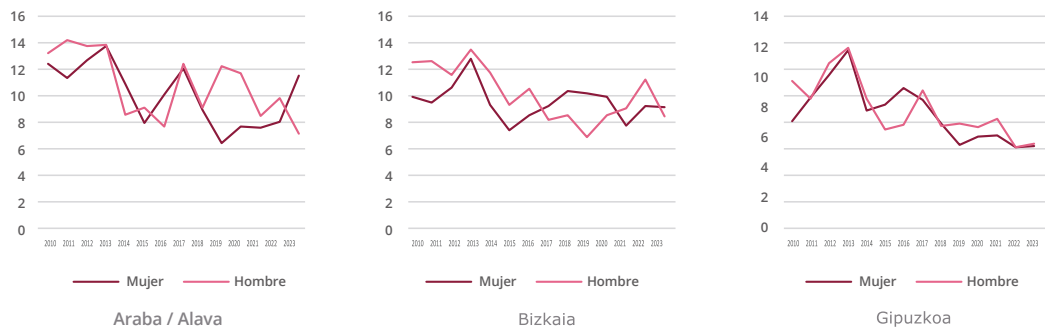


 Human Development Index	0.936	Index
 Population activity rate	49.3	%
 Employment rate of the population aged 16 and over	52.2	%

Target 8.6 By 2030, substantially reduce the proportion of youth not in employment, education or training

Indicator 8.6.1 Proportion of youth (aged 15–24 years) not in education, employment or training

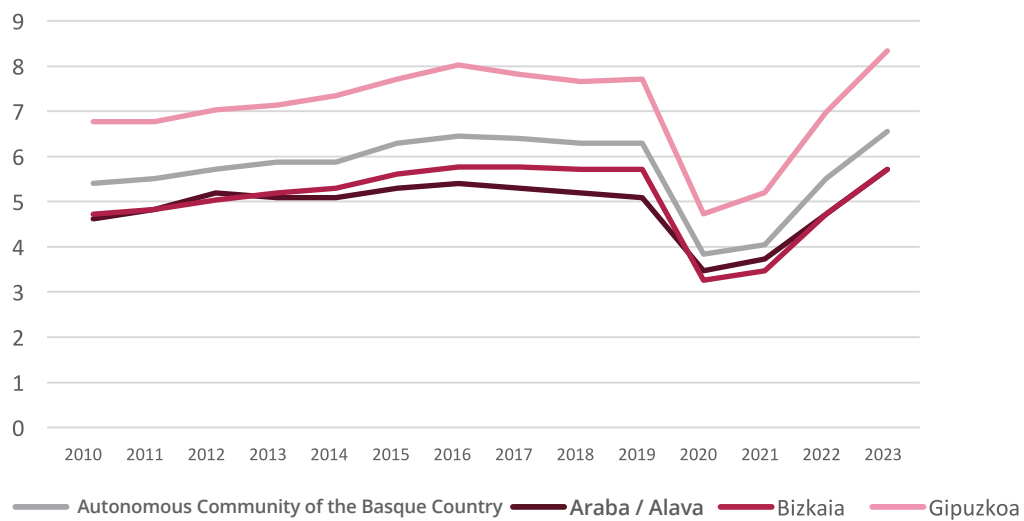
 **Proportion of youth (aged 15–24 years) not in education, employment or training**



Target 8.9 By 2030, devise and implement policies to promote sustainable tourism that creates jobs and promotes local culture and products

Indicator 8.9.1 Tourism direct GDP as a proportion of total GDP and in growth rate

 **GDP generated by tourism as a proportion of total GDP**

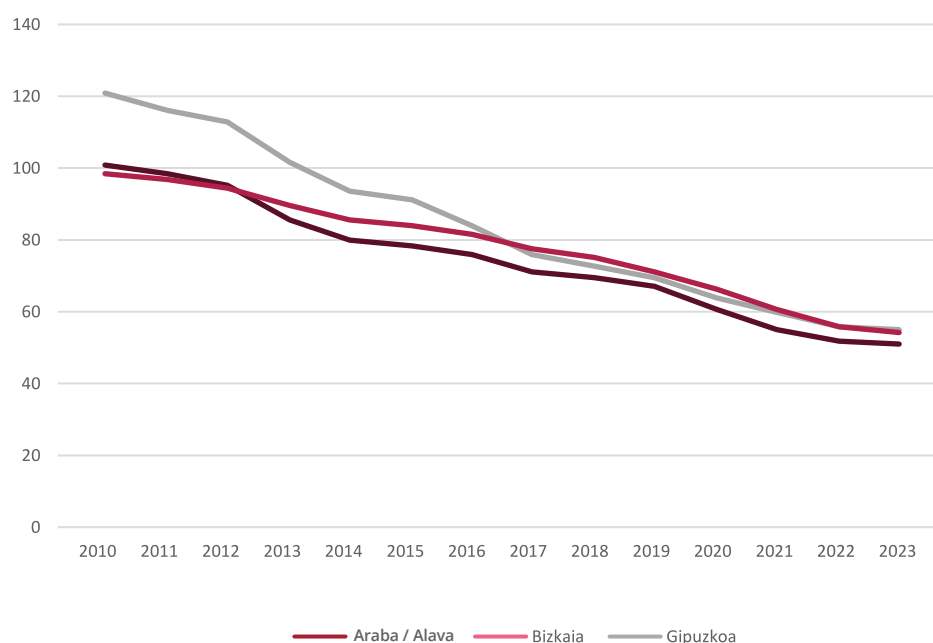


 Growth rate of tourism generated GDP	29.60 %
 Tourist overnight stays per inhabitant	10.51 Overnight stayss
 Overnight stays of non-resident tourists per inhabitant	8.70 Overnight stayss
 Proportion of spending on cultural trips over spending on trips for leisure, recreation and vacations	42.02 %
 Proportion of spending on cultural trips over travel spending	24.99 %
 Proportion of overnight stays by tourists in the two months of maximum occupancy over the total overnight stays by tourists	28.63 %
 Proportion of overnight stays by non-resident tourists in the two months of maximum occupancy over the total overnight stays by non-resident tourists	26.64 %
 Proportion of people employed in the cultural sector over the total number of employed people	3.7 %

Target 8.10 Strengthen the capacity of domestic financial institutions to encourage and expand access to banking, insurance and financial services for all

Indicator 8.10.1 (a) Number of commercial bank branches per 100,000 adults and (b) number of automated teller machines (ATMs) per 100,000 adults

 **Number of commercial bank branches per 100,000 inhabitants aged 15 and over**

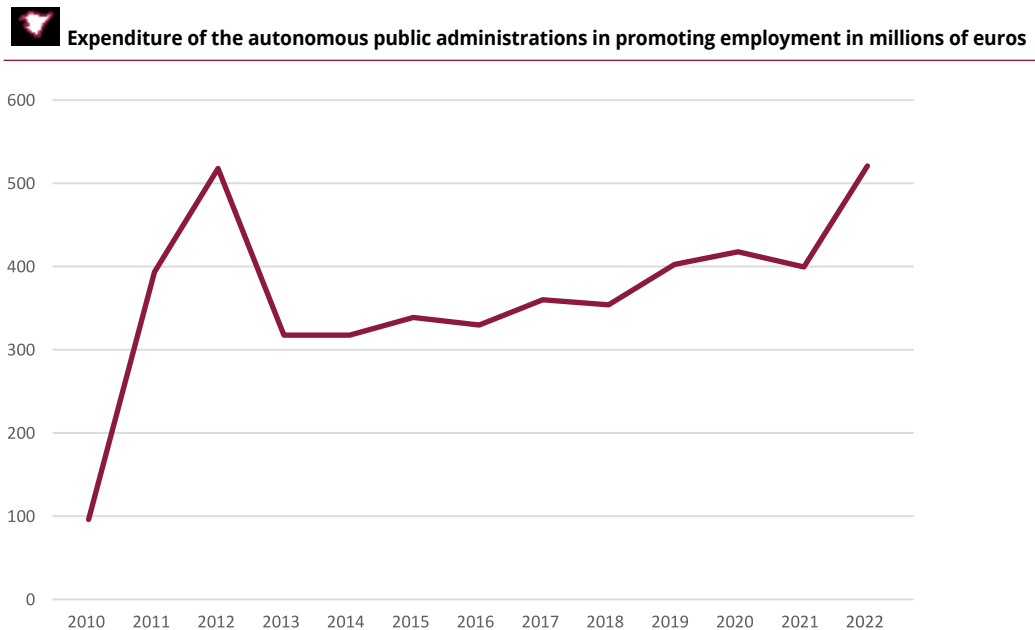


Indicator 8.10.2 Proportion of adults (15 years and older) with an account at a bank or other financial institution or with a mobile-money-service provider

 Proportion of people aged between 18-79 years with an account at a bank	99.25	%
--	--------------	---

Target 8.b By 2030, develop and operationalize a global strategy for youth employment and implement the Global Jobs Pact of the International Labour Organization

Indicator 8.b.1 Existence of a developed and operationalized national strategy for youth employment, as a distinct strategy or as part of a national employment strategy



 Proportion of the expenditure of the autonomous public administrations in promoting employment	3.8	%
--	------------	---

NON-REPORTED INDICATORS

Indicator 8.7.1 Proportion and number of children aged 5–17 years engaged in child labour, by sex and age

Indicator 8.8.2 Level of national compliance with labour rights (freedom of association and collective bargaining) based on International Labour Organization (ILO) textual sources and national legislation, by sex and migrant status

UNDER STUDY INDICATORS

Indicator 8.3.1 Proportion of informal employment in total employment, by sector and sex

Indicator 8.4.1 Material footprint, material footprint per capita, and material footprint per GDP

Indicator 8.8.1 Fatal and non-fatal occupational injuries per 100,000 workers, by sex and migrant status

Indicator 8.a.1 Aid for Trade commitments and disbursements



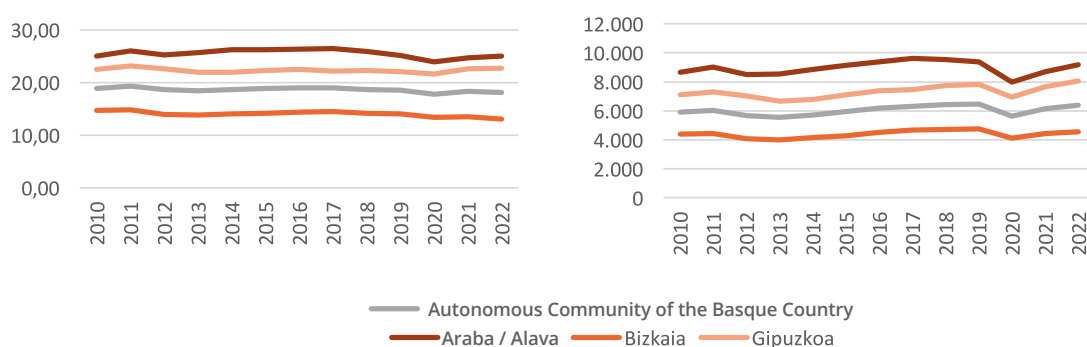
GOAL 9: Build resilient infrastructure, promote inclusive and sustainable industrialization and foster innovation

Target 9.2 Promote inclusive and sustainable industrialization and, by 2030, significantly raise industry's share of employment and gross domestic product, in line with national circumstances, and double its share in least developed countries

Indicator 9.2.1 Manufacturing value added as a proportion of GDP and per capita



Manufacturing value added as a proportion of GDP. Manufacturing value added per capita. % and €.

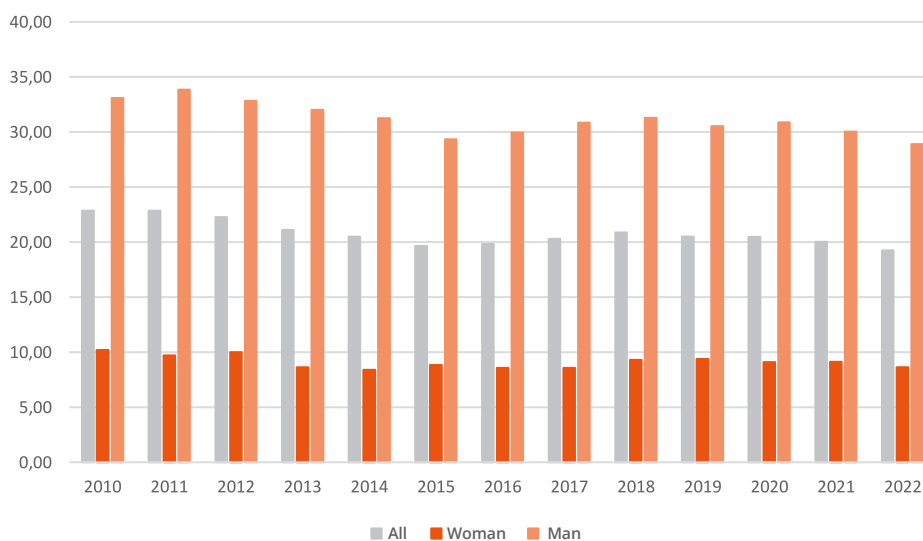





Manufacturing nominal value added per capita	7,540	€
Manufacturing nominal value added as a proportion of GDP	19.2	%

Indicator 9.2.2 Manufacturing employment as a proportion of total employment




Proportion of people employed in the manufacturing sector. Percentage

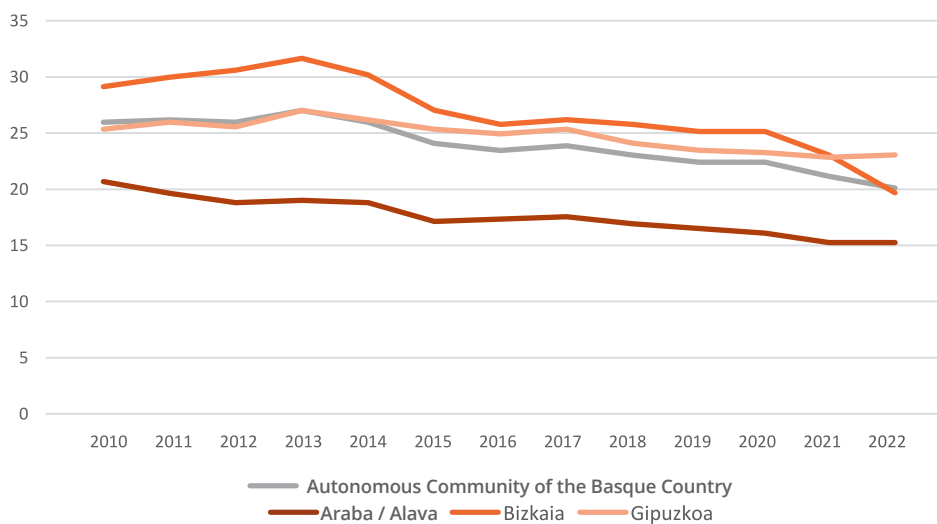


 Manufacturing employment as a proportion of total employment (employed persons)	19.00	%
 Manufacturing employment as a proportion of total employment (hours worked)	19.70	%
 Manufacturing employment as a proportion of total employment (jobs)	18.40	%

Target 9.3 Increase the access of small-scale industrial and other enterprises, in particular in developing countries, to financial services, including affordable credit, and their integration into value chains and markets


Indicator 9.3.1 Proportion of small-scale industries in total industry value added

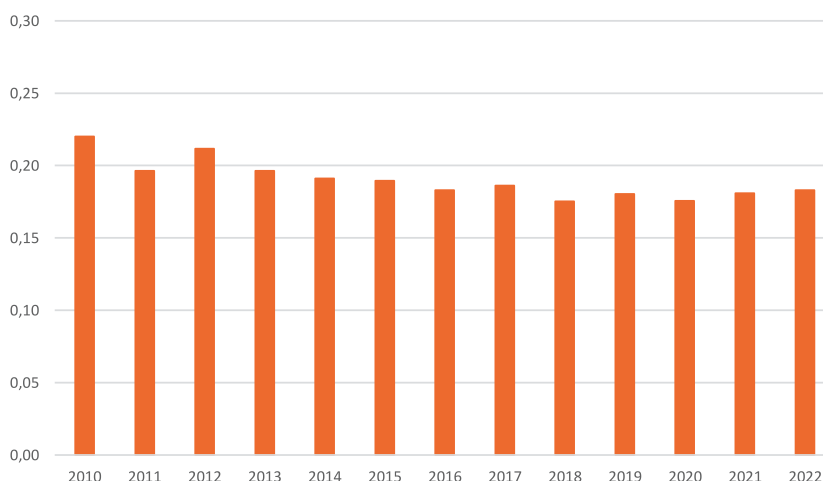
 Proportion of small enterprises in total manufacturing value added. %



Target 9.4 By 2030, upgrade infrastructure and retrofit industries to make them sustainable, with increased resource-use efficiency and greater adoption of clean and environmentally sound technologies and industrial processes, with all countries taking action in accordance with their respective capabilities


Indicator 9.4.1 CO2 emission per unit of value added

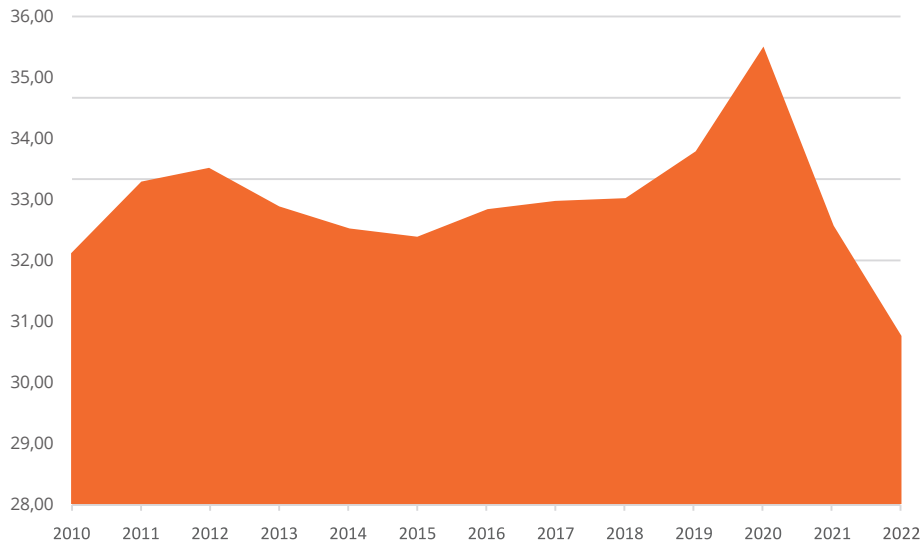
 CO2 emissions of resident units per unit of GDP. Kg



Target 9.b Support domestic technology development, research and innovation in developing countries, including by ensuring a conducive policy environment for, inter alia, industrial diversification and value addition to commodities

Indicator 9.b.1 Proportion of medium and high-tech industry value added in total value added

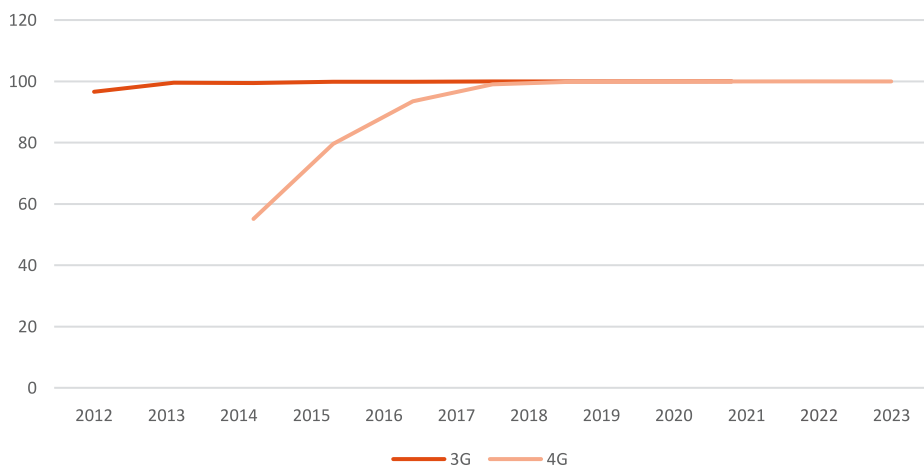
 **Proportion of the total value added of the manufacturing sector corresponding to medium-high and high technology activities**



Target 9.c Significantly increase access to information and communications technology and strive to provide universal and affordable access to the Internet in least developed countries by 2030

Indicator 9.c.1 Proportion of population covered by a mobile network, by technology

 **Proportion of households covered with 3.5G and 4G mobile networks**



NON-REPORTED INDICATORS

Indicator 9.1.1 Proportion of the rural population who live within 2 km of an all-season road

UNDER STUDY INDICATORS

Indicator 9.1.2 Passenger and freight volumes, by mode of transport

Indicator 9.3.2 Proportion of small-scale industries with a loan or line of credit

Indicator 9.a.1 Total official international support (official development assistance plus other official flows) to infrastructure



GOAL 10: Reduce inequality within and among countries

Target 10.1 By 2030, progressively achieve and sustain income growth of the bottom 40 per cent of the population at a rate higher than the national average

Indicator 10.1.1 Growth rates of household expenditure or income per capita among the bottom 40 per cent of the population and the total population



Growth rates of household expenditure per capita among the bottom 40% of the population.

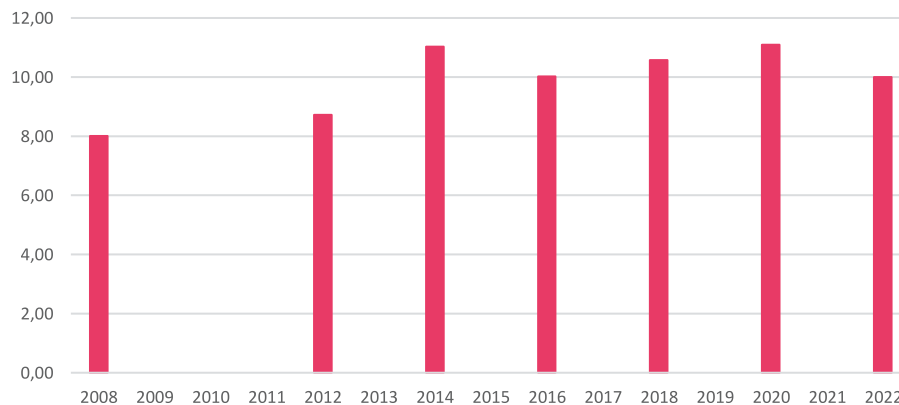


Target 10.2 By 2030, empower and promote the social, economic and political inclusion of all, irrespective of age, sex, disability, race, ethnicity, origin, religion or economic or other status

Indicator 10.2.1 Proportion of people living below 50 per cent of median income, by sex, age and persons with disabilities



Proportion of people living below 50% of median income, considering the median of the autonomous region



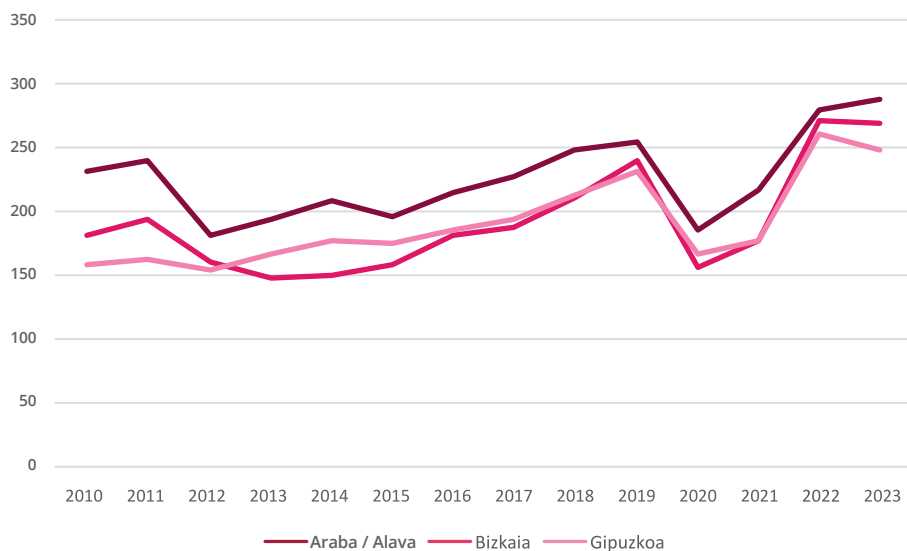
Proportion of people living below 50% of median income, considering the national median	5.97	%
Gini Index	26.88	Index
20/80 ratio of equality of disposable family income	9.60	%

Target 10.4 Adopt policies, especially fiscal, wage and social protection policies, and progressively achieve greater equality

Indicator 10.4.1 Labour share of GDP



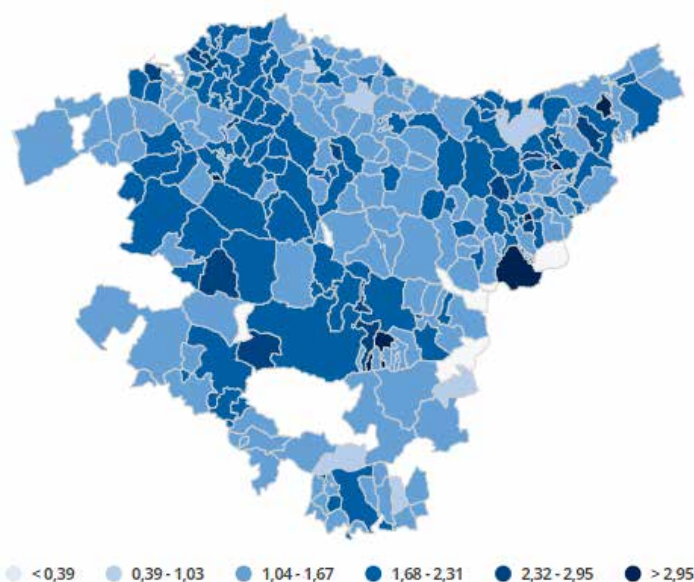
Proportion of GDP due to labour salaries



Indicator 10.4.2 Redistributive impact of fiscal policy



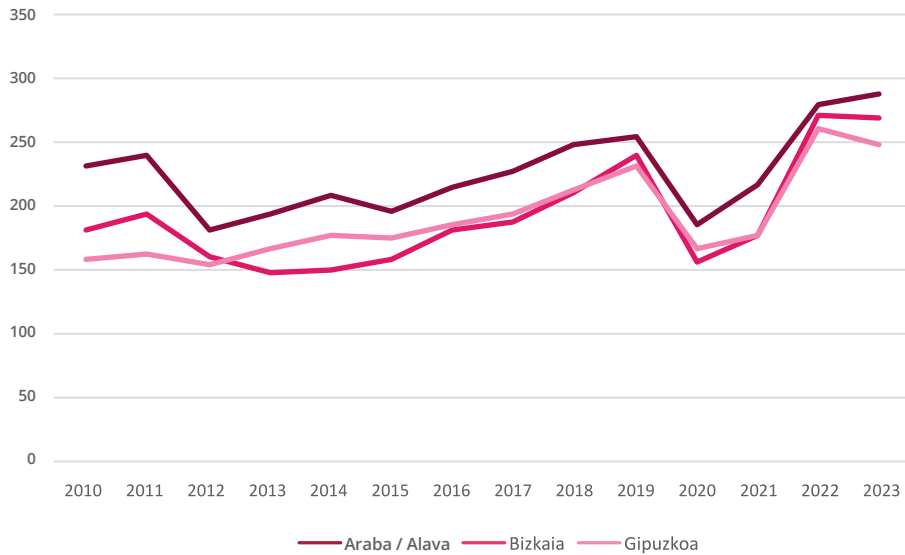
Number of Social Security affiliates per pensioner. 2023



Target 10.7 Facilitate orderly, safe, regular and responsible migration and mobility of people, including through the implementation of planned and well-managed migration policies

Indicator 10.7.2 Proportion of countries with migration policies that facilitate orderly, safe, regular and responsible migration and mobility of people

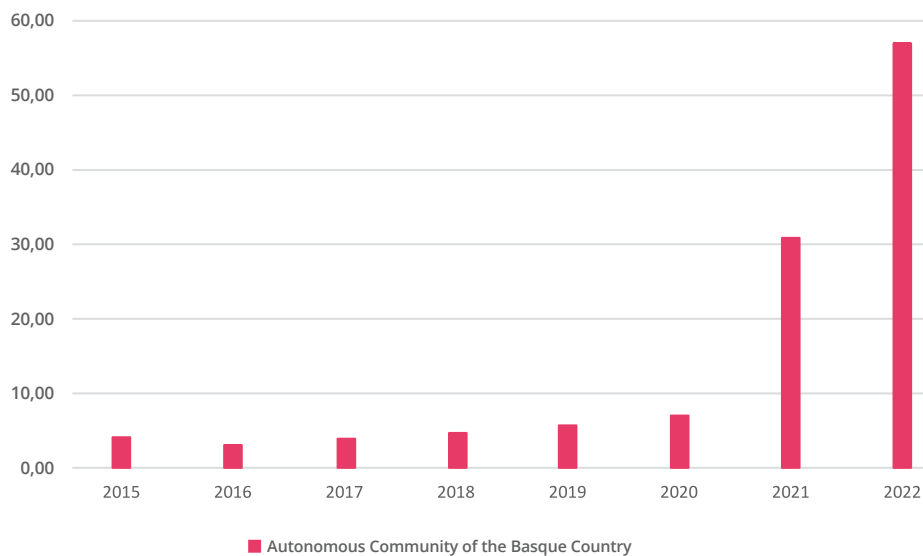
  **Number of immigrants per 10,000 inhabitants. 2023**



Indicator 10.7.2 Proportion of countries with migration policies that facilitate orderly, safe, regular and responsible migration and mobility of people

Indicator 10.7.4 Proportion of the population who are refugees, by country of origin

 **Number of refugees per 100,000 inhabitants**



NON-REPORTED INDICATORS

Indicator 10.6.1 Proportion of members and voting rights of developing countries in international organizations

UNDER STUDY INDICATORS

Indicator 10.3.1 Proportion of population reporting having personally felt discriminated against or harassed in the previous 12 months on the basis of a ground of discrimination prohibited under international human rights law

Indicator 10.5.1 Financial Soundness Indicators

Indicator 10.7.1 Recruitment cost borne by employee as a proportion of monthly income earned in country of destination

Indicator 10.7.3 Number of people who died or disappeared in the process of migration towards an international destination

Indicator 10.a.1 Proportion of tariff lines applied to imports from least developed countries and developing countries with zero-tariff

Indicator 10.b.1 Total resource flows for development, by recipient and donor countries and type of flow (e.g. official development assistance, foreign direct investment and other flows)

Indicator 10.c.1 Remittance costs as a proportion of the amount remitted



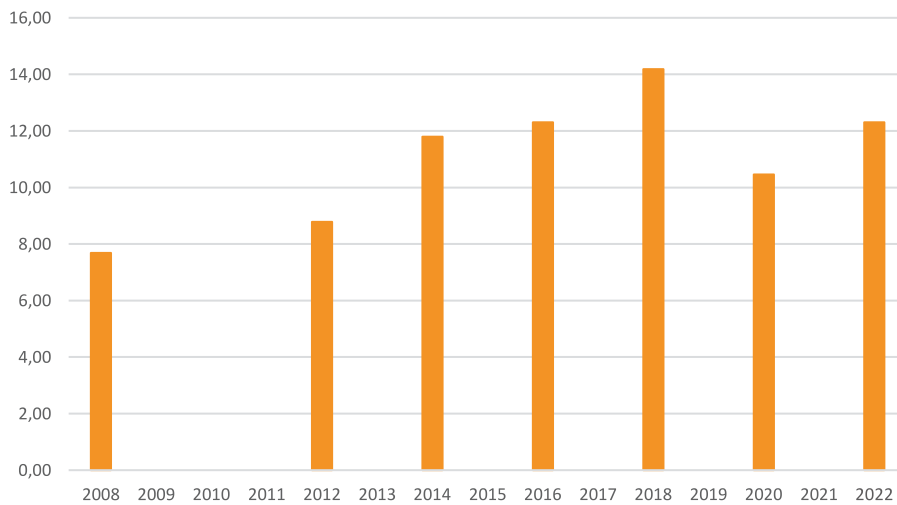
GOAL 11: Make cities and human settlements inclusive, safe, resilient and sustainable

Target 11.1 By 2030, ensure access for all to adequate, safe and affordable housing and basic services and upgrade slums

Indicator 11.1.1 Proportion of urban population living in slums, informal settlements or inadequate housing



Proportion of people living in homes with certain deficiencies in the property

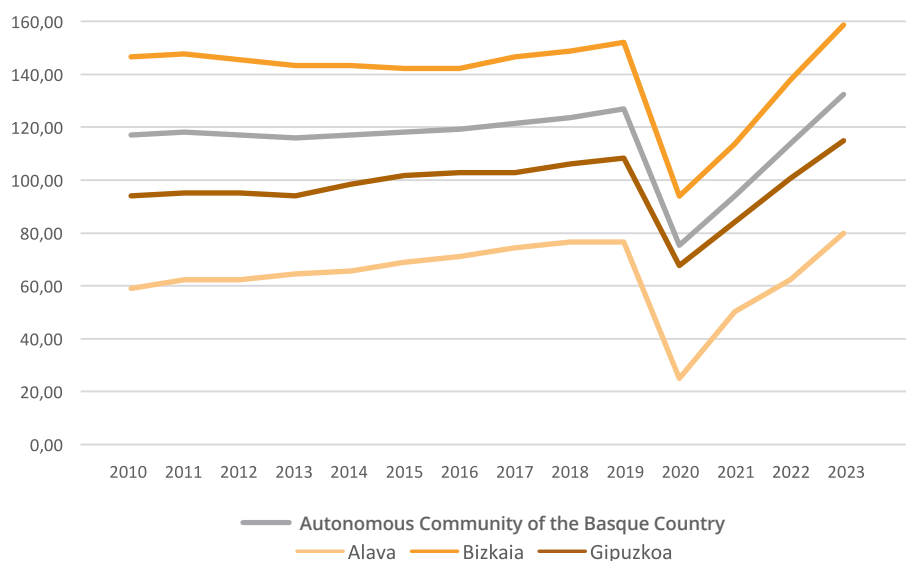


Proportion of people who have problems with noise from their neighbourhood or surroundings at home	20.85	%
Subsidized housing (VPO) awarded by Etxebide in the last five years per thousand inhabitants	0.81	Per 1.000
Average number of residents in main family dwellings	2.40	People
Average usable area of family homes	87.50	m²
Average age of family homes	48.70	Años

Target 11.2 By 2030, provide access to safe, affordable, accessible and sustainable transport systems for all, improving road safety, notably by expanding public transport, with special attention to the needs of those in vulnerable situations, women, children, persons with disabilities and older persons

Indicator 11.2.1 Proportion of population that has convenient access to public transport, by sex, age and persons with disabilities

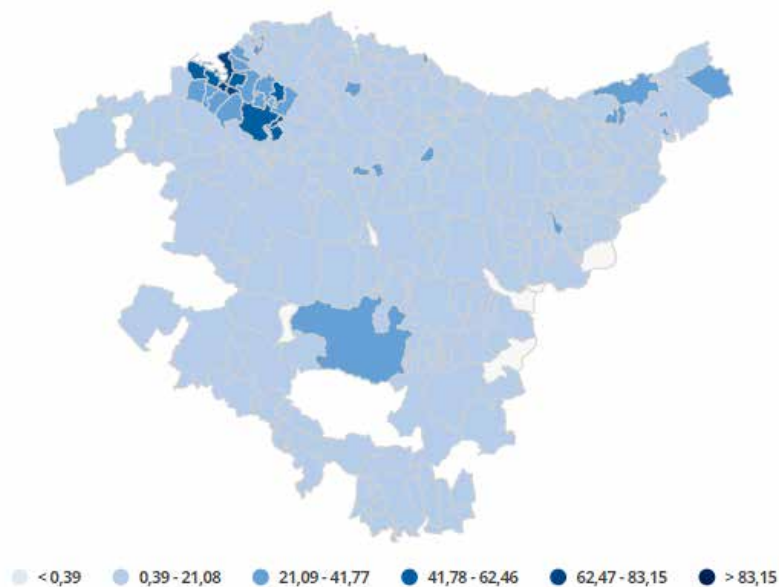
Trips in terrestrial public transport services per inhabitant



Target 11.3 By 2030, enhance inclusive and sustainable urbanization and capacity for participatory, integrated and sustainable human settlement planning and management in all countries

Indicator 11.3.1 Ratio of land consumption rate to population growth rate

Artificial surface. Percentage. 2022



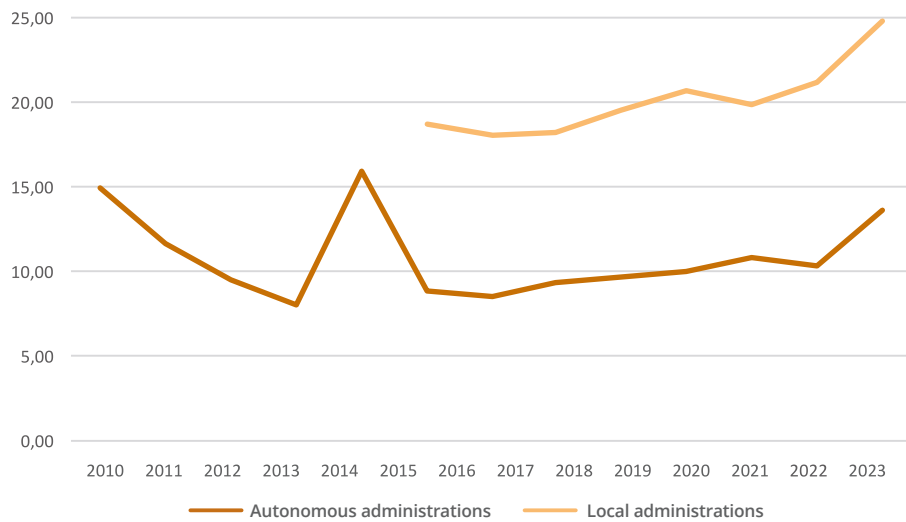
Indicator 11.3.2 Proportion of cities with a direct participation structure of civil society in urban planning and management that operate regularly and democratically


 Proportion of cities with a direct participation structure of civil society in urban planning and management that operate regularly and democratically	100	%
--	-----	---

Target 11.4 Strengthen efforts to protect and safeguard the world’s cultural and natural heritage

Indicator 11.4.1 Total per capita expenditure on the preservation, protection and conservation of all cultural and natural heritage, by source of funding (public, private), type of heritage (cultural, natural) and level of government (national, regional, and local/municipal)

 **Per capita expenditure of the autonomous and local public administrations in the preservation, protection and conservation of cultural heritage**

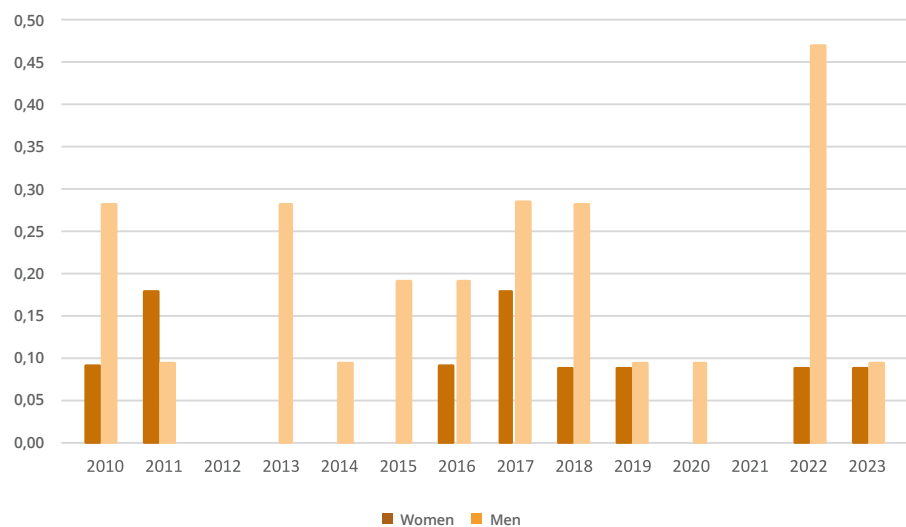


 **Per capita expenditure of the autonomous and local public administrations in the preservation, protection and conservation of cultural heritage** 30.2 €

Target 11.5 By 2030, significantly reduce the number of deaths and the number of people affected and substantially decrease the direct economic losses relative to global gross domestic product caused by disasters, including water-related disasters, with a focus on protecting the poor and people in vulnerable situations

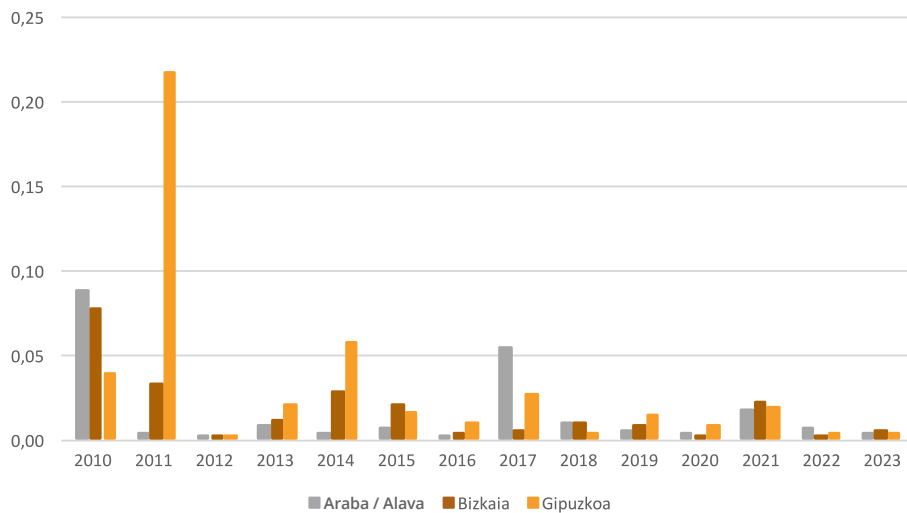
Indicator 11.5.1 Number of deaths, missing persons and directly affected persons attributed to disasters per 100,000 population like 1.5.1

 **Number of deaths directly attributed to disasters per 100,000 population**



Indicator 11.5.2 Direct economic loss attributed to disasters in relation to global gross domestic product (GDP)

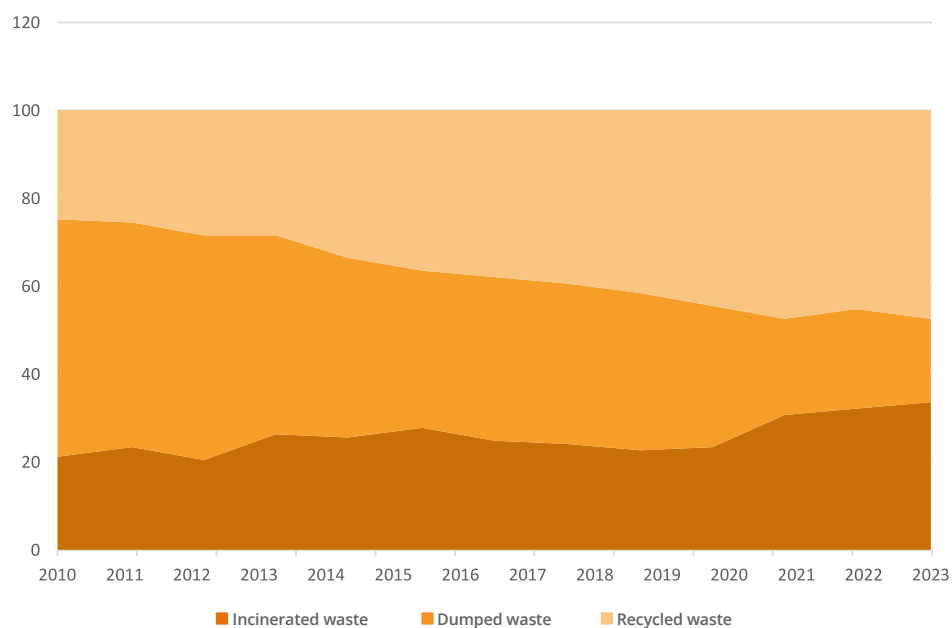
Compensation for personal injury, pecuniary loss and property damage paid and/or provisioned in proportion to GDP. Percentage



Target 11.6 By 2030, reduce the adverse per capita environmental impact of cities, including by paying special attention to air quality and municipal and other waste management

Indicator 11.6.1 Proportion of municipal solid waste collected and managed in controlled facilities out of total municipal waste generated, by cities

Proportion of incinerated, dumped, and recycled municipal waste in relation to the total amount of municipal waste generated and treated



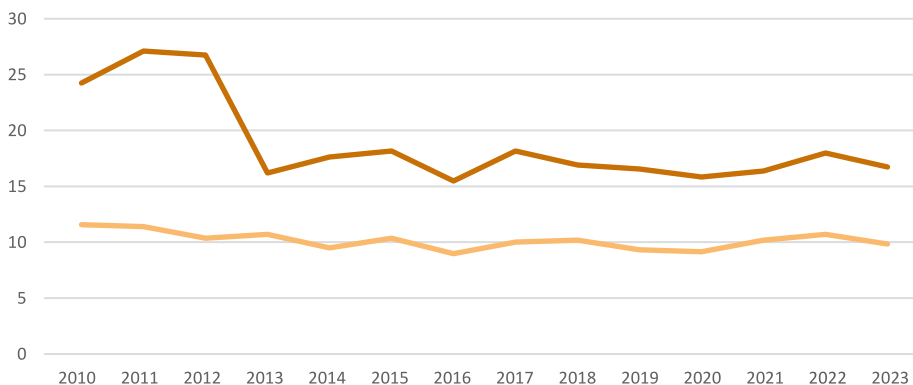
Urban waste collected per capita

446.24 Kg

Indicator 11.6.2 Annual mean levels of fine particulate matter (e.g. PM2.5 and PM10) in cities (population weighted)



Average particle level in cities weighted according to population



Air quality index

91.20 Kg

Indicator 11.a.1 Number of countries that have national urban policies or regional development plans that (a) respond to population dynamics; (b) ensure balanced territorial development; and (c) increase local fiscal space



Proportion of the population residing in municipalities that have a General Plan or Subsidiary Urban Planning Standards

100.00 Kg

UNDER STUDY INDICATORS

Indicator 11.5.3 (a) Damage to critical infrastructure and (b) number of disruptions to basic services, attributed to disasters

Indicator 11.7.1 Average share of the built-up area of cities that is open space for public use for all, by sex, age and persons with disabilities

Indicator 11.7.2 Proportion of persons victim of physical or sexual harassment, by sex, age, disability status and place of occurrence, in the previous 12 months

Indicator 11.b.1 Number of countries that adopt and implement national disaster risk reduction strategies in line with the Sendai Framework for Disaster Risk Reduction 2015–2030

Indicator 11.b.2 Proportion of local governments that adopt and implement local disaster risk reduction strategies in line with national disaster risk reduction strategies



GOAL 12: Ensure sustainable consumption and production patterns

Target 12.1 Implement the 10-Year Framework of Programmes on Sustainable Consumption and Production Patterns, all countries taking action, with developed countries taking the lead, taking into account the development and capabilities of developing countries

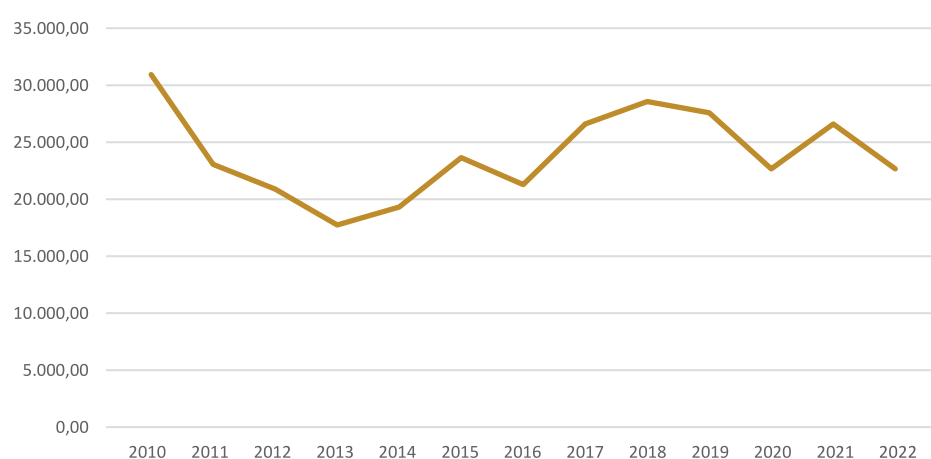
Indicator 12.1.1 Number of countries developing, adopting or implementing policy instruments aimed at supporting the shift to sustainable consumption and production


 Policy instruments designed to support the transition towards sustainable consumption and production patterns are developed, adopted or applied	Yes
--	-----

Target 12.2 By 2030, achieve the sustainable management and efficient use of natural resources

Indicator 12.2.2 Domestic material consumption, domestic material consumption per capita, and domestic material consumption per GDP

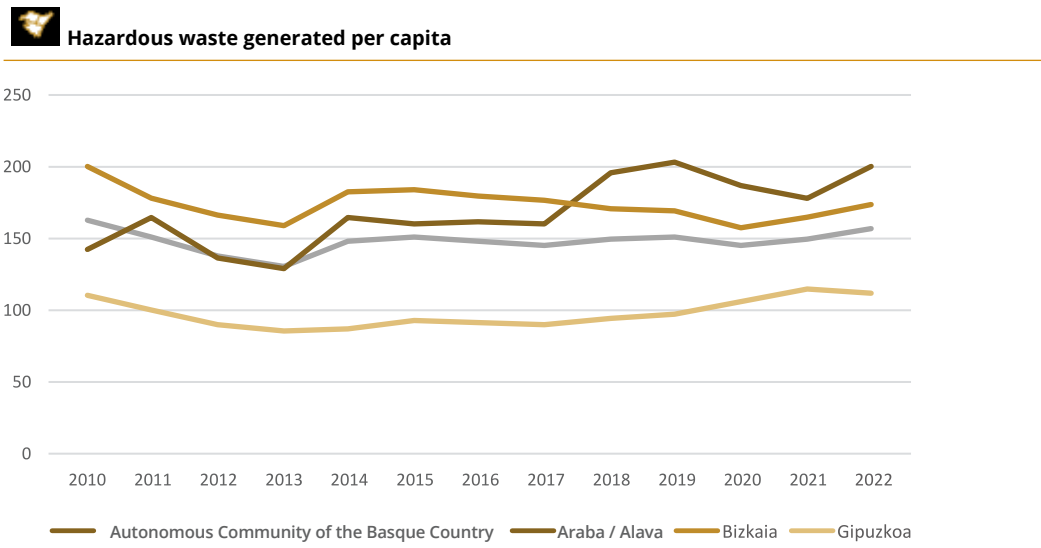
 **Domestic material consumption in thousands of tonnes**



 Material consumption by GDP	264.1 T / million €
 Material consumption per capita	10.4 T / inhabitant

Target 12.4 By 2030, achieve the environmentally sound management of chemicals and all wastes throughout their life cycle, in accordance with agreed international frameworks, and significantly reduce their release to air, water and soil in order to minimize their adverse impacts on human health and the environment

Indicator 12.4.2 (a) Hazardous waste generated per capita; and (b) proportion of hazardous waste treated, by type of treatment

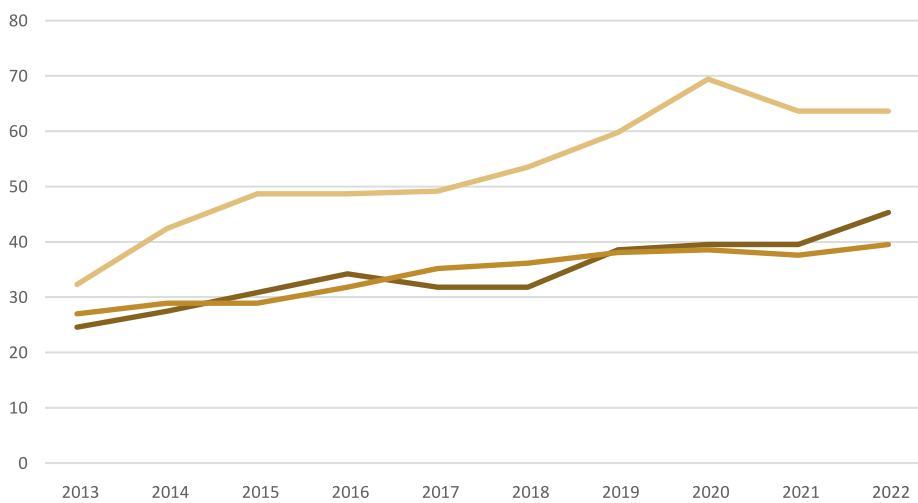


Proportion of hazardous waste recycled	60.43	%
Proportion of hazardous waste incinerated with energy recovery	0.00	%
Proportion of hazardous waste incinerated without energy recovery	0.11	%
Proportion of hazardous waste landfilled	39.45	%

Target 12.5 By 2030, substantially reduce waste generation through prevention, reduction, recycling and reuse

Indicator 12.5.1 National recycling rate, tons of material recycled

Proportion of recycled municipal waste in relation to the total amount of municipal waste generated and treated



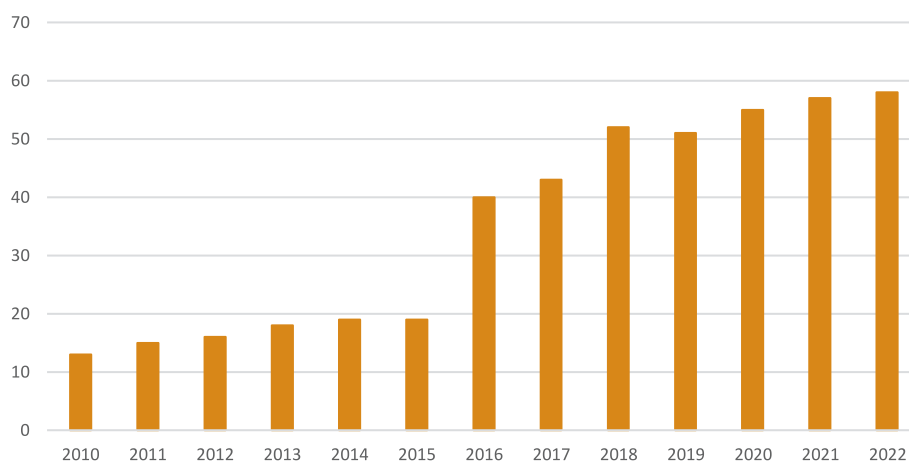
Proportion of recycled municipal waste in relation to the total amount of municipal waste generated and treated	47,23	%
--	--------------	---

Target 12.6 Encourage companies, especially large and transnational companies, to adopt sustainable practices and to integrate sustainability information into their reporting cycle

Indicator 12.6.1 Number of companies publishing sustainability reports



Number of European Ecolabel licenses



Number of organizations with EU Eco-Management and Audit Scheme (EMAS)

99 Organizations

UNDER STUDY INDICATORS

Indicator 12.2.1 Material footprint, material footprint per capita, and material footprint per GDP

Indicator 12.3.1 (a) Food loss index and (b) food waste index

Indicator 12.4.1 Number of parties to international multilateral environmental agreements on hazardous waste, and other chemicals that meet their commitments and obligations in transmitting information as required by each relevant agreement

Indicator 12.7.1 Number of countries implementing sustainable public procurement policies and action plans

Indicator 12.8.1 Extent to which (i) global citizenship education and (ii) education for sustainable development are mainstreamed in (a) national education policies; (b) curricula; (c) teacher education; and (d) student assessment

Indicator 12.a.1 Installed renewable energy-generating capacity in developing countries (in watts per capita)

Indicator 12.b.1 Implementation of standard accounting tools to monitor the economic and environmental aspects of tourism sustainability

Indicator 12.c.1 Amount of fossil-fuel subsidies (production and consumption) per unit of GDP



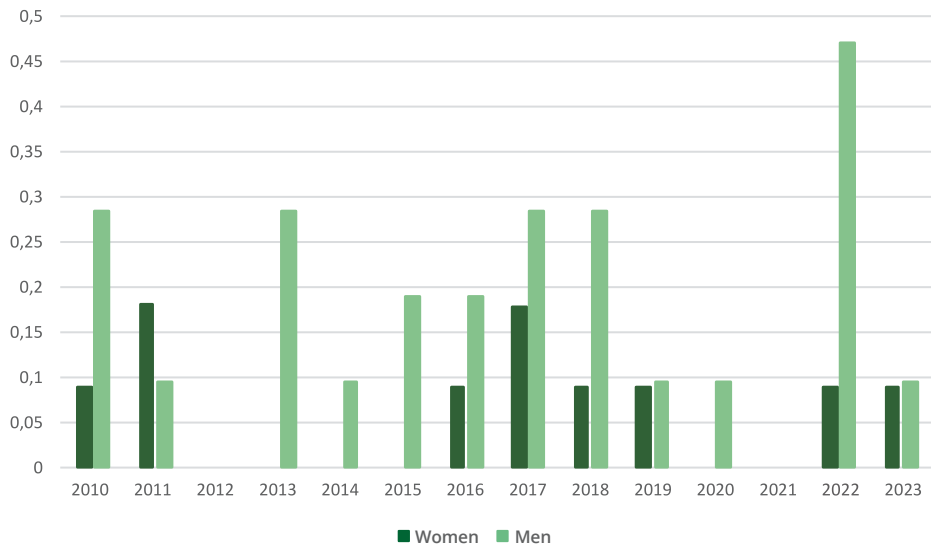
GOAL 13: Take urgent action to combat climate change and its impacts

Target 13.1 Strengthen resilience and adaptive capacity to climate-related hazards and natural disasters in all countries

Indicator 13.1.1 Number of deaths, missing persons and directly affected persons attributed to disasters per 100,000 population



Number of deaths directly attributed to disasters per 100,000 populations

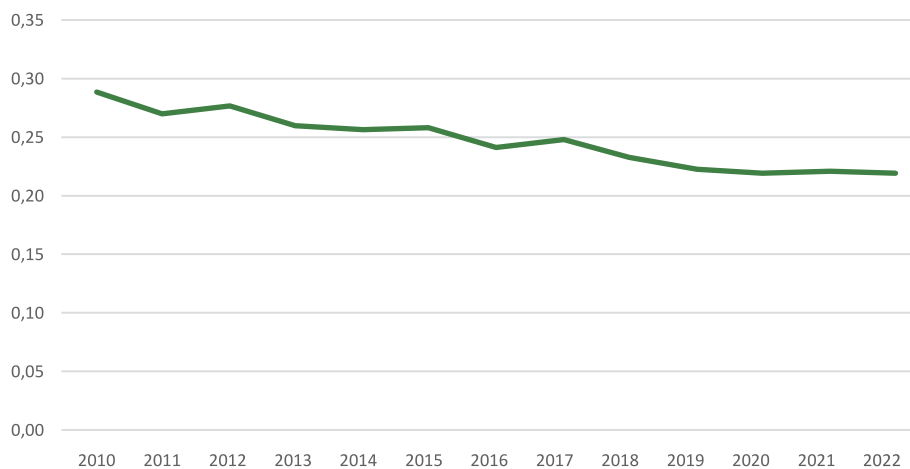





Target 13.2 Integrate climate change measures into national policies, strategies and planning

Indicator 13.2.2 Total greenhouse gas emissions per year



Total greenhouse gas emissions of resident units per unit of GDP



 Total greenhouse gas emissions of resident units per capita	8,43 TCO ₂ equiv./inhab.
 Greenhouse gas emissions compared to 1990	-10.82 %
 Greenhouse gas emissions compared to 2005	-27.37 %

NON-REPORTED INDICATORS

Indicator 13.1.3 Proportion of local governments that adopt and implement local disaster risk reduction strategies in line with national disaster risk reduction strategies

Indicator 13.2.1 Number of countries with nationally determined contributions, long-term strategies, national adaptation plans and adaptation communications, as reported to the secretariat of the United Nations Framework Convention on Climate Change

Indicator 13.a.1 Amounts provided and mobilized in United States dollars per year in relation to the continued existing collective mobilization goal of the \$100 billion commitment through to 2025

Indicator 13.b.1 Number of least developed countries and small island developing States with nationally determined contributions, long-term strategies, national adaptation plans and adaptation communications, as reported to the secretariat of the United Nations Framework Convention on Climate Change

UNDER STUDY INDICATORS

Indicator 13.1.2 Number of countries that adopt and implement national disaster risk reduction strategies in line with the Sendai Framework for Disaster Risk Reduction 2015–2030

Indicator 13.3.1 Extent to which (i) global citizenship education and (ii) education for sustainable development are mainstreamed in (a) national education policies; (b) curricula; (c) teacher education; and (d) student assessment



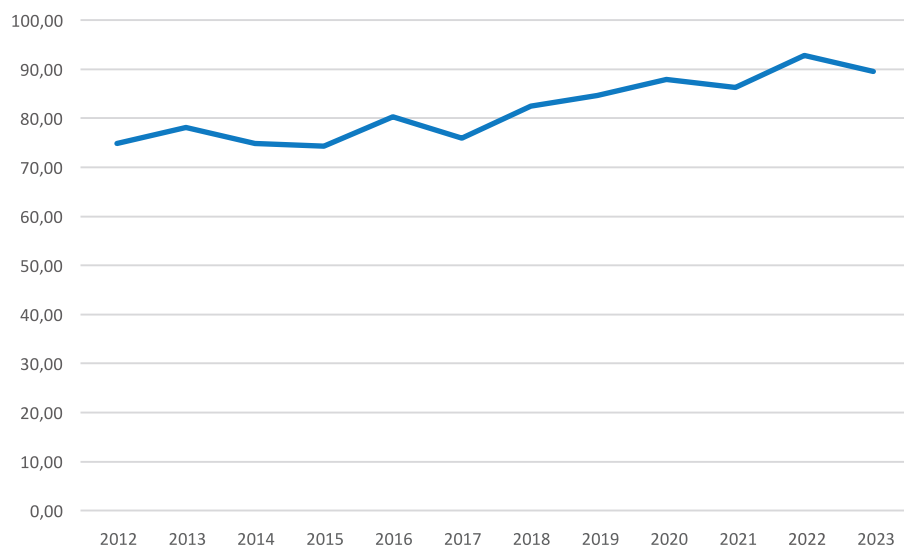
GOAL 14: Conserve and sustainably use the oceans, seas and marine resources for sustainable development

Target 14.1 By 2025, prevent and significantly reduce marine pollution of all kinds, in particular from land-based activities, including marine debris and nutrient pollution

Indicator 14.1.1 (a) Index of coastal eutrophication; and (b) plastic debris density



Bathing water quality



NON-REPORTED INDICATORS

Indicator 14.5.1 Coverage of protected areas in relation to marine areas

UNDER STUDY INDICATORS

Indicator 14.2.1 Number of countries using ecosystem-based approaches to managing marine areas

Indicator 14.3.1 Average marine acidity (pH) measured at agreed suite of representative sampling stations

Indicator 14.4.1 Proportion of fish stocks within biologically sustainable levels

Indicator 14.6.1 Degree of implementation of international instruments aiming to combat illegal, unreported and unregulated fishing

Indicator 14.7.1 Sustainable fisheries as a proportion of GDP in small island developing States, least developed countries and all countries

Indicator 14.a.1 Proportion of total research budget allocated to research in the field of marine technology

Indicator 14.b.1 Degree of application of a legal/regulatory/ policy/institutional framework which recognizes and protects access rights for small-scale fisheries

Indicator 14.c.1 Number of countries making progress in ratifying, accepting and implementing through legal, policy and institutional frameworks, ocean-related instruments that implement international law, as reflected in the United Nations Convention on the Law of the Sea, for the conservation and sustainable use of the oceans and their resources



GOAL 15: Protect, restore and promote sustainable use of terrestrial ecosystems, sustainably manage forests, combat desertification, and halt and reverse land degradation and halt biodiversity loss

Target 15.1 By 2030, ensure the conservation, restoration and sustainable use of terrestrial and inland freshwater ecosystems and their services, in particular forests, wetlands, mountains and drylands, in line with obligations under international agreements

Indicator 15.1.1 Forest area as a proportion of total land area



Forest area as a proportion of total land area. 2023



● < 0 ● 0 - 18,12 ● 18,13 - 36,24 ● 36,25 - 54,36 ● 54,37 - 72,48 ● > 72,48



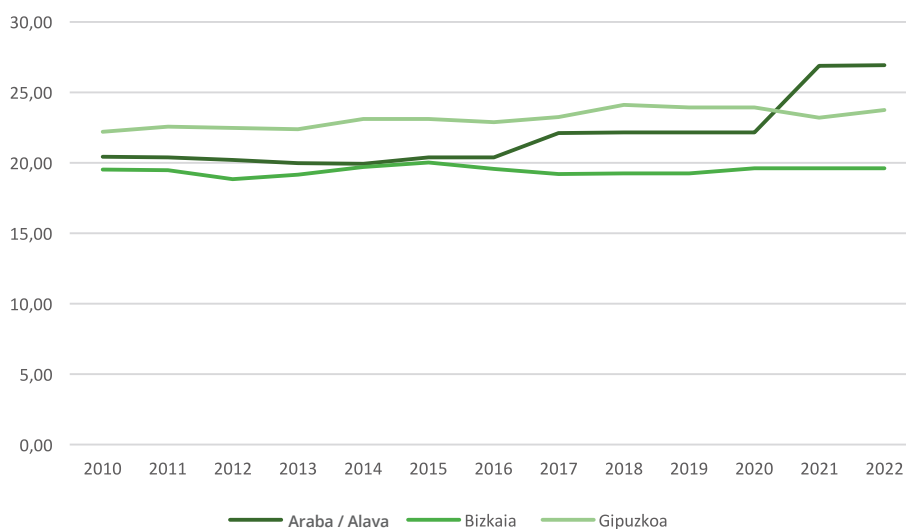
Public forest area

42.13 %

Indicator 15.1.2 Proportion of important sites for terrestrial and freshwater biodiversity that are covered by protected areas, by ecosystem type



Surface of special protection in proportion to the total surface

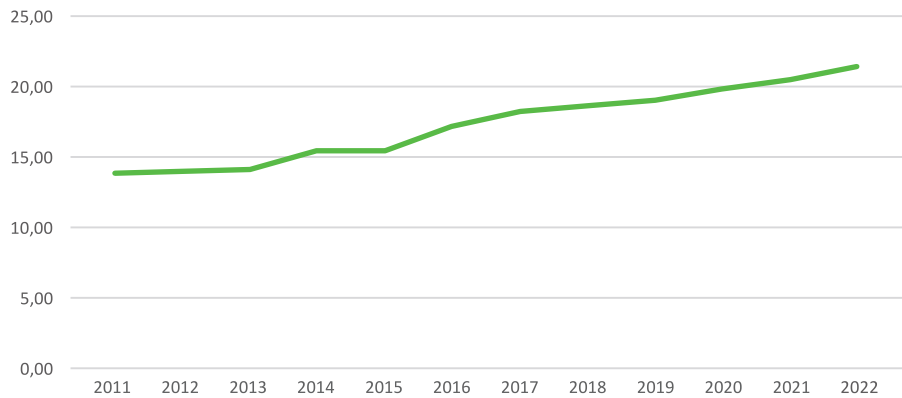


Target 15.2 By 2030, promote the implementation of sustainable management of all types of forests, halt deforestation, restore degraded forests and substantially increase afforestation and reforestation globally

Indicator 15.2.1 Progress towards sustainable forest management



Proportion of forest area with sustainable management instruments



Forest area with sustainable management instruments

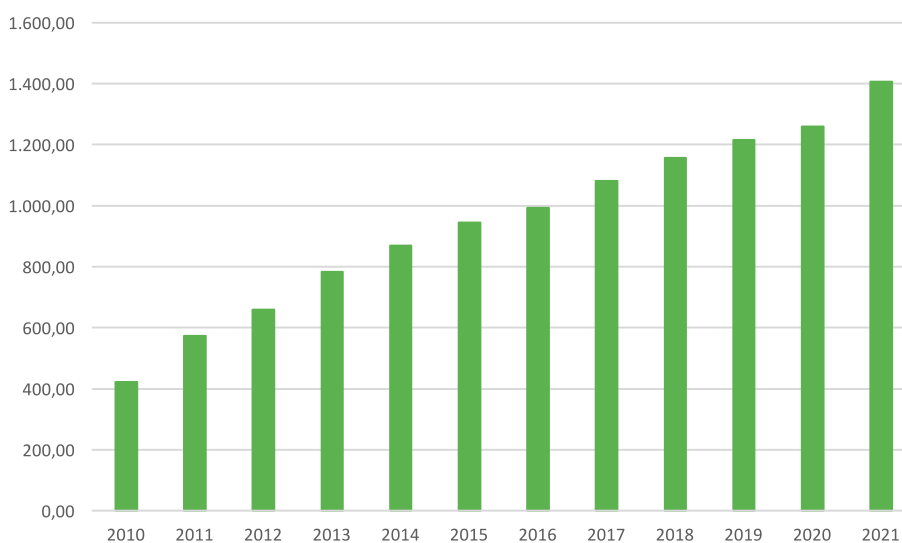
105,878 Hectares

Target 15.3 By 2030, combat desertification, restore degraded land and soil, including land affected by desertification, drought and floods, and strive to achieve a land degradation-neutral world

Indicator 15.3.1 Proportion of land that is degraded over total land area



Area of potentially contaminated and reclaimed soils for new uses since 2015



Target 15.8 By 2030, introduce measures to prevent the introduction and significantly reduce the impact of invasive alien species on land and water ecosystems and control or eradicate the priority species

Indicator 15.8.1 Proportion of countries adopting relevant national legislation and adequately resourcing the prevention or control of invasive alien species

	Relevant national legislation is available and resources are allocated for the prevention or control of invasive alien species	Yes
---	---	------------

NON-REPORTED INDICATORS

Indicator 15.4.1 Coverage by protected areas of important sites for mountain biodiversity

Indicator 15.4.2 (a) Mountain Green Cover Index and (b) proportion of degraded mountain land

Indicator 15.5.1 Red List Index

Indicator 15.6.1 Number of countries that have adopted legislative, administrative and policy frameworks to ensure fair and equitable sharing of benefits

Indicator 15.7.1 Proportion of traded wildlife that was poached or illicitly trafficked

Indicator 15.9.1 (a) Number of countries that have established national targets in accordance with or similar to Aichi Biodiversity Target 2 of the Strategic Plan for Biodiversity 2011–2020 in their national biodiversity strategy and action plans and the progress reported towards these targets; and (b) integration of biodiversity into national accounting and reporting systems, defined as implementation of the System of Environmental-Economic Accounting

Indicator 15.a.1 (a) Official development assistance on conservation and sustainable use of biodiversity; and (b) revenue generated and finance mobilized from biodiversity-relevant economic instruments

Indicator 15.b.1 (a) Official development assistance on conservation and sustainable use of biodiversity; and (b) revenue generated and finance mobilized from biodiversity-relevant economic instruments

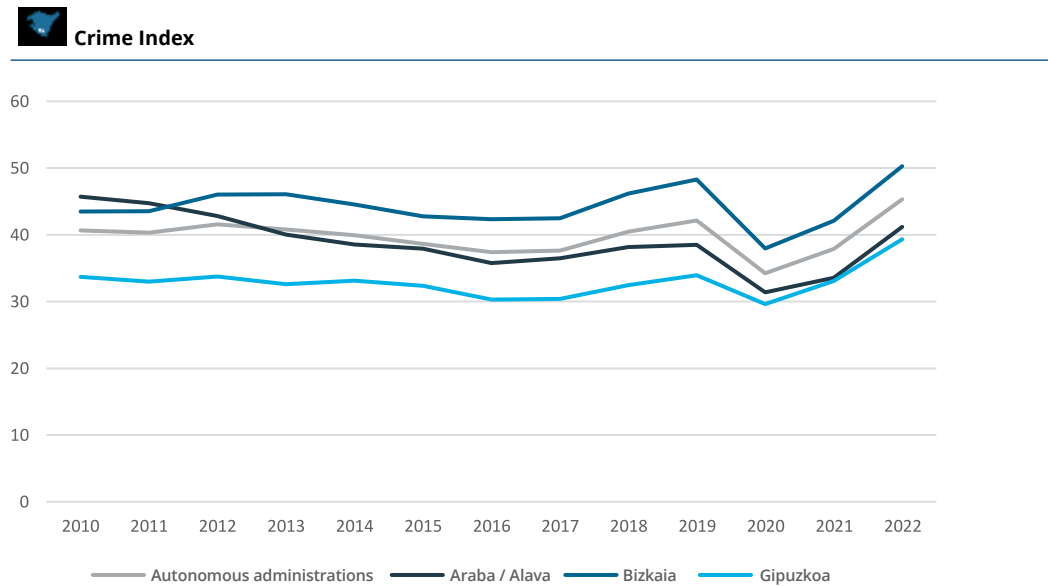
Indicator 15.c.1 Proportion of traded wildlife that was poached or illicitly trafficked



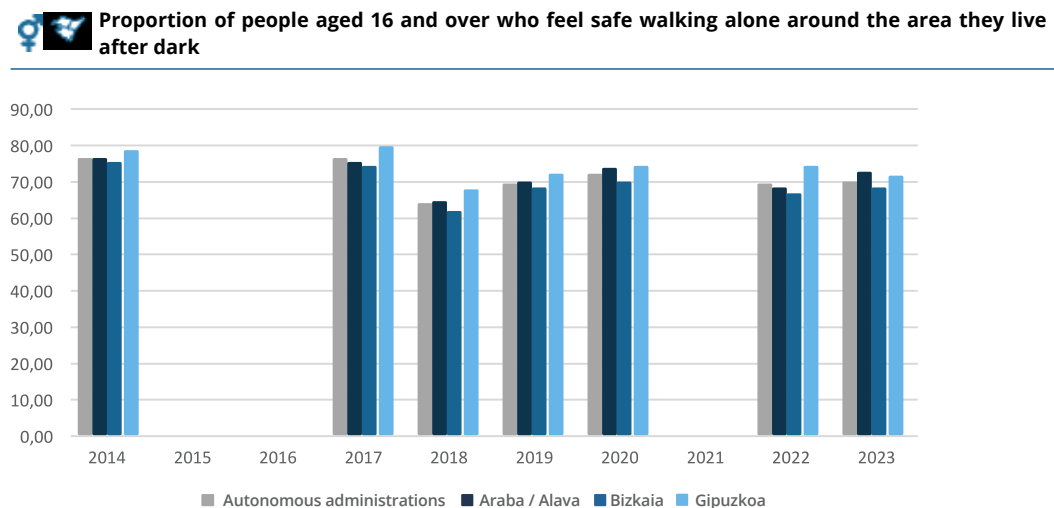
GOAL 16: Promote peaceful and inclusive societies for sustainable development, provide access to justice for all and build effective, accountable and inclusive institutions at all levels

Target 16.1 Significantly reduce all forms of violence and related death rates everywhere

Indicator 16.1.3 Proportion of population subjected to (a) physical violence, (b) psychological violence and (c) sexual violence in the previous 12 months



Indicator 16.1.4 Proportion of population that feel safe walking alone around the area they live after dark



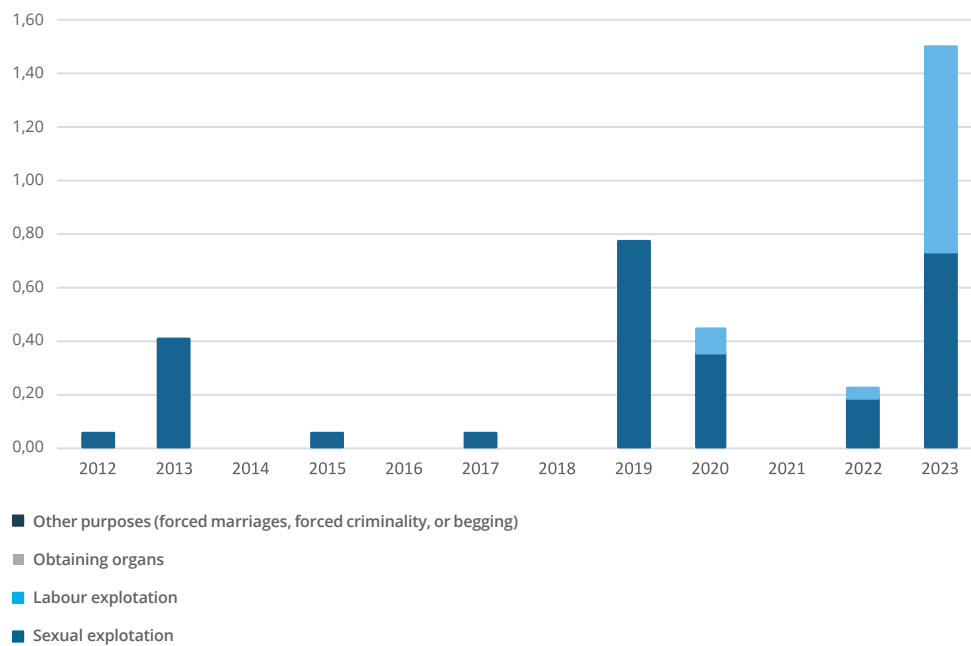
Proportion of people living in an area with crime or vandalism problems	11.22	%
--	--------------	---

Target 16.2 End abuse, exploitation, trafficking and all forms of violence against and torture of children

Indicator 16.2.2 Number of victims of human trafficking per 100,000 population, by sex, age and form of exploitation



Number of detected victims of human trafficking per 100,000 inhabitants

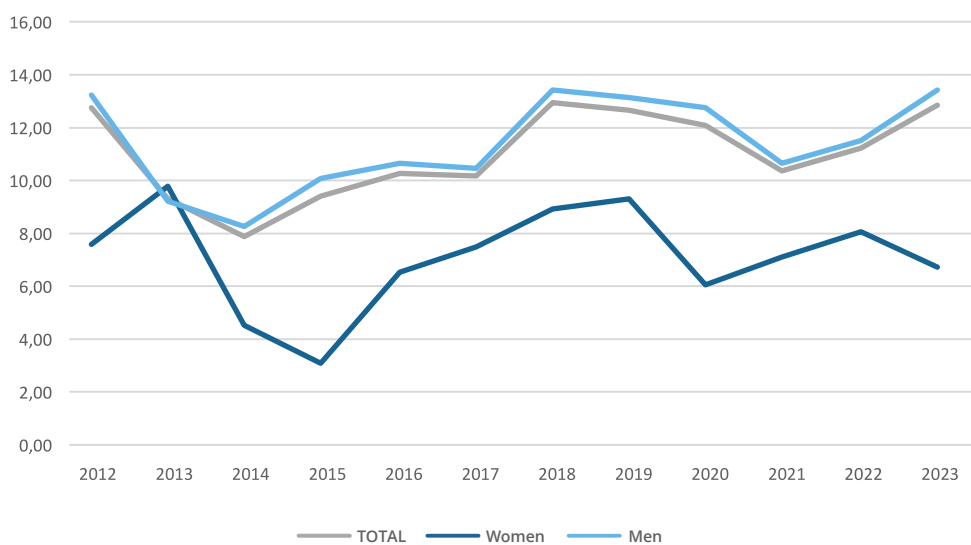


Target 16.3 Promote the rule of law at the national and international levels and ensure equal access to justice for all

Indicator 16.3.2 Unsentenced detainees as a proportion of overall prison population




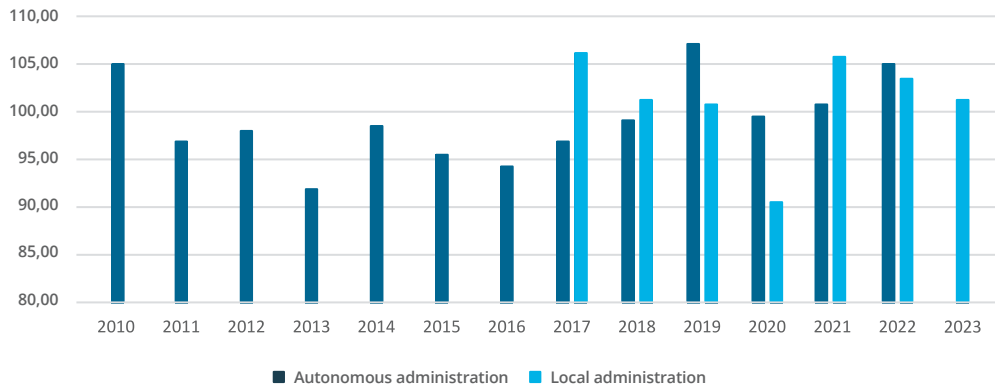
Unsentenced detainees as a proportion of overall prison population




Target 16.6 Develop effective, accountable and transparent institutions at all levels

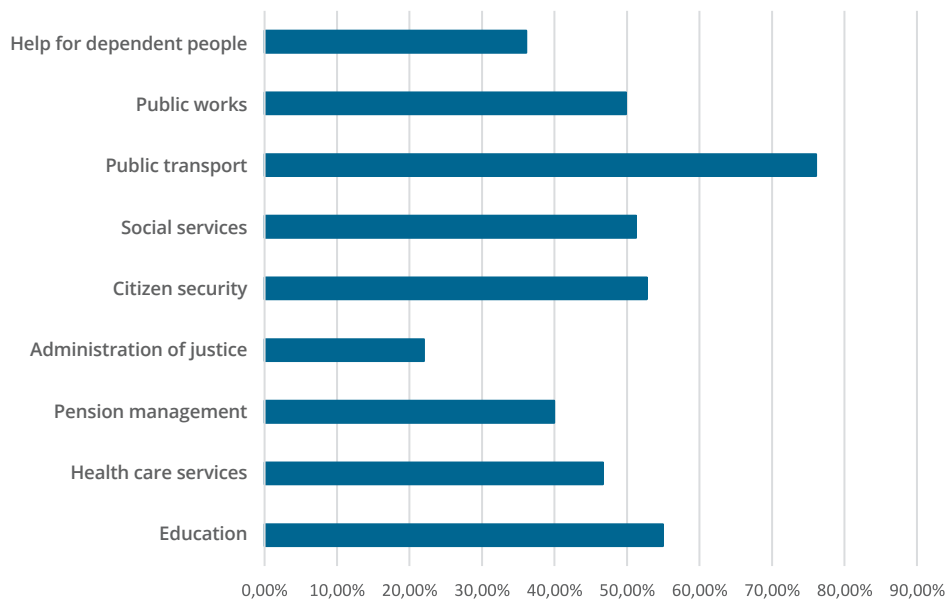
Indicator 16.6.1 Primary government expenditures as a proportion of original approved budget, by sector (or by budget codes or similar)






 **Liquidated expenditure in proportion to the initial expenditure of the budgets of the public administrations**



Indicator 16.6.2 Proportion of population satisfied with their last experience of public services


 Proportion of the population that feels satisfied with the experience of public ser-vices in different matters. 2025	50,98	%
---	--------------	---

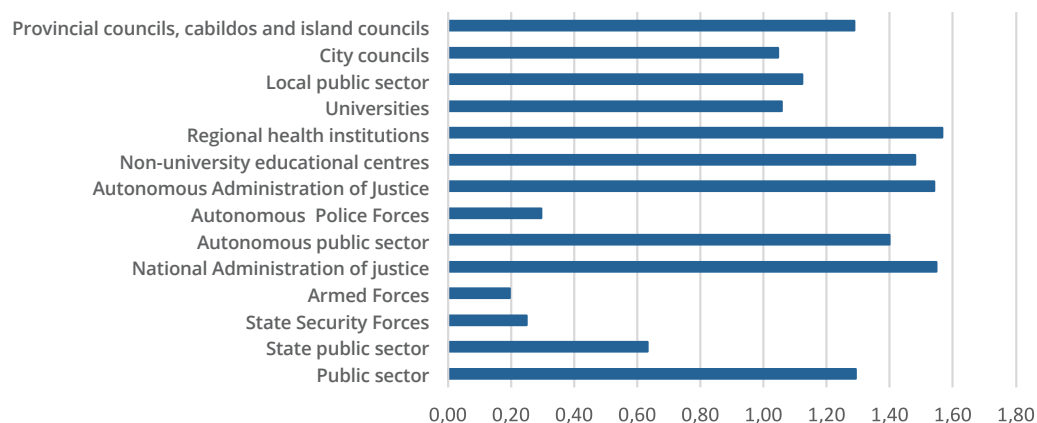


 Proportion of the population that feels satisfied with the experience of public services	47.50	%
 Proportion of people satisfied with the functioning of democracy in the Basque Country	46.00	%
 Proportion of people who trust the Basque Government	73.00	%
 Government quality index	0.05	Index
 Transparency Index of the Autonomous Communities	100	Index

Target 16.7 Ensure responsive, inclusive, participatory and representative decision-making at all levels


Indicator 16.7.1 Proportions of positions in national and local institutions, including (a) the legislatures; (b) the public service; and (c) the judiciary, compared to national distributions, by sex, age, persons with disabilities and population groups

 **Ratio of the proportion of positions in in different sectors occupied by women with respect to the proportion of women between 16 and 64 years of age. 2025**



Meta 16.9 De aquí a 2030, proporcionar acceso a una identidad jurídica para todos, en particular mediante el registro de nacimientos

Indicador 16.9.1 Proporción de niños menores de 5 años cuyo nacimiento se ha registrado ante una autoridad civil, desglosada por edad

 Proportion of children under 5 years of age whose birth has been registered with a civil authority	100	%
---	-----	---

NON-REPORTED INDICATORS

Indicator 16.1.2 Conflict-related deaths per 100,000 population, by sex, age and cause

Indicator 16.8.1 Proportion of members and voting rights of developing countries in international organizations

Indicator 16.10.1 Number of verified cases of killing, kidnapping, enforced disappearance, arbitrary detention and torture of journalists, associated media personnel, trade unionists and human rights advocates in the previous 12 months

Indicator 16.a.1 Existence of independent national human rights institutions in compliance with the Paris Principles

UNDER STUDY INDICATORS

Indicator 16.1.1 Number of victims of intentional homicide per 100,000 population, by sex and age

Indicator 16.2.1 Proportion of children aged 1–17 years who experienced any physical punishment and/or psychological aggression by caregivers in the past month

Indicator 16.2.3 Proportion of young women and men aged 18–29 years who experienced sexual violence by age 18

Indicator 16.3.1 Proportion of victims of violence in the previous 12 months who reported their victimization to competent authorities or other officially recognized conflict resolution mechanisms

Indicator 16.3.3 Proportion of the population who have experienced a dispute in the past two years and who accessed a formal or informal dispute resolution mechanism, by type of mechanism

Indicator 16.4.1 Total value of inward and outward illicit financial flows (in current United States dollars)

Indicator 16.4.2 Proportion of seized, found or surrendered arms whose illicit origin or context has been traced or established by a competent authority in line with international instruments

Indicator 16.5.1 Proportion of persons who had at least one contact with a public official and who paid a bribe to a public official, or were asked for a bribe by those public officials, during the previous 12 months

Indicator 16.5.2 Proportion of businesses that had at least one contact with a public official and that paid a bribe to a public official, or were asked for a bribe by those public officials during the previous 12 months

Indicator 16.7.2 Proportion of population who believe decision-making is inclusive and responsive, by sex, age, disability and population group

Indicator 16.10.2 Number of countries that adopt and implement constitutional, statutory and/or policy guarantees for public access to information

Indicator 16.b.1 Proportion of population reporting having personally felt discriminated against or harassed in the previous 12 months on the basis of a ground of discrimination prohibited under international human rights law

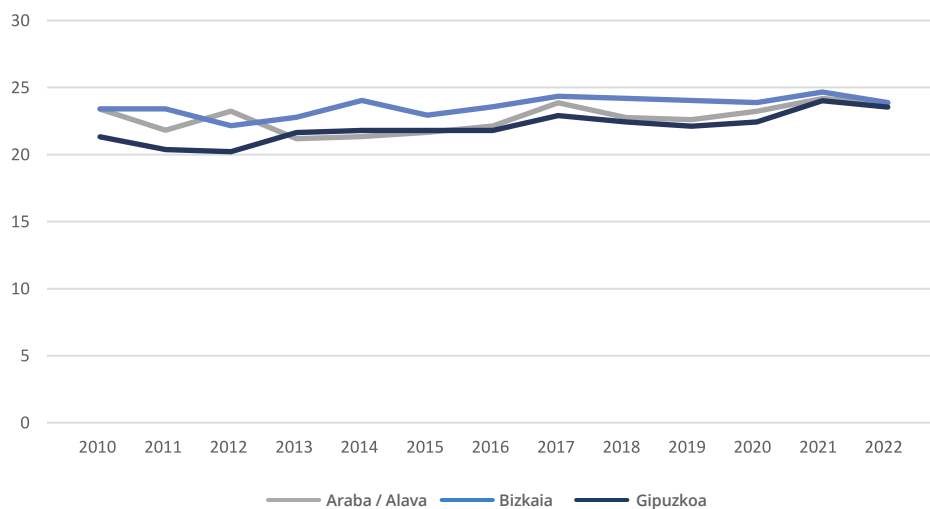


GOAL 17: Strengthen the means of implementation and revitalize the Global Partnership for Sustainable Development

Target 17.1 Strengthen domestic resource mobilization, including through international support to developing countries, to improve domestic capacity for tax and other revenue collection

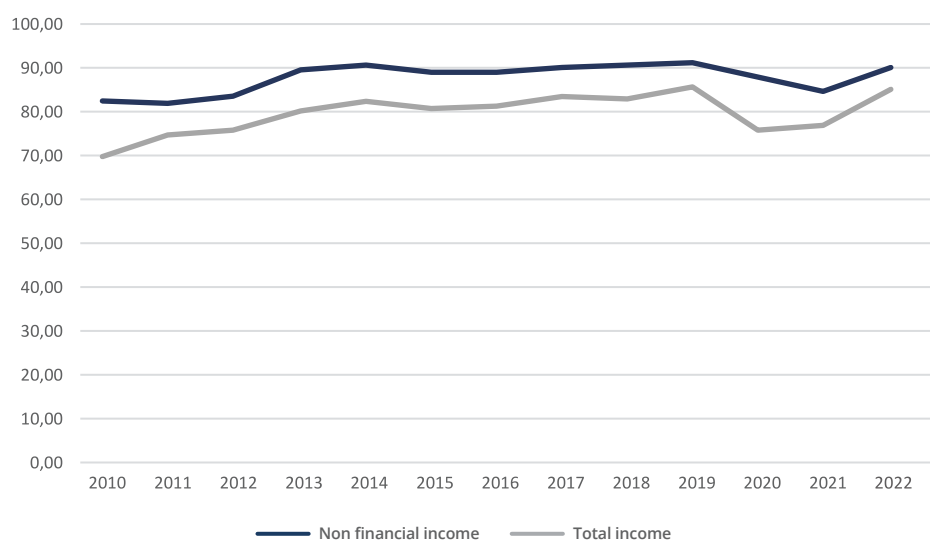
Indicator 17.1.1 Total government revenue as a proportion of GDP, by source

 **Total revenue of Regional and Local Public Administrations as a proportion of GDP**




Indicator 17.1.2 Proportion of domestic budget funded by domestic taxes

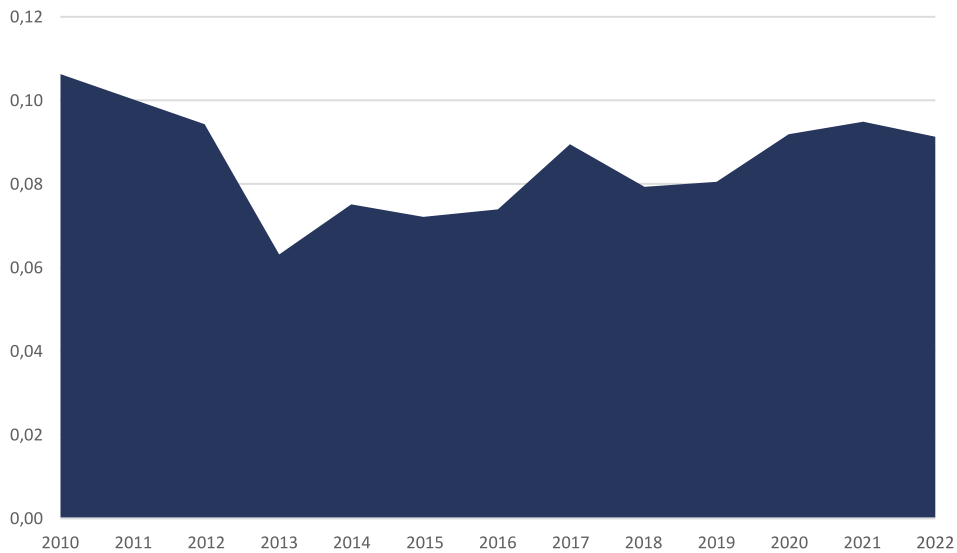
 **Proportion of non-financial income from regional and local public administrations funded by taxes**






Target 17.3 Mobilize additional financial resources for developing countries from multiple sources

Indicator 17.3.1 Additional financial resources mobilized for developing countries from multiple sources

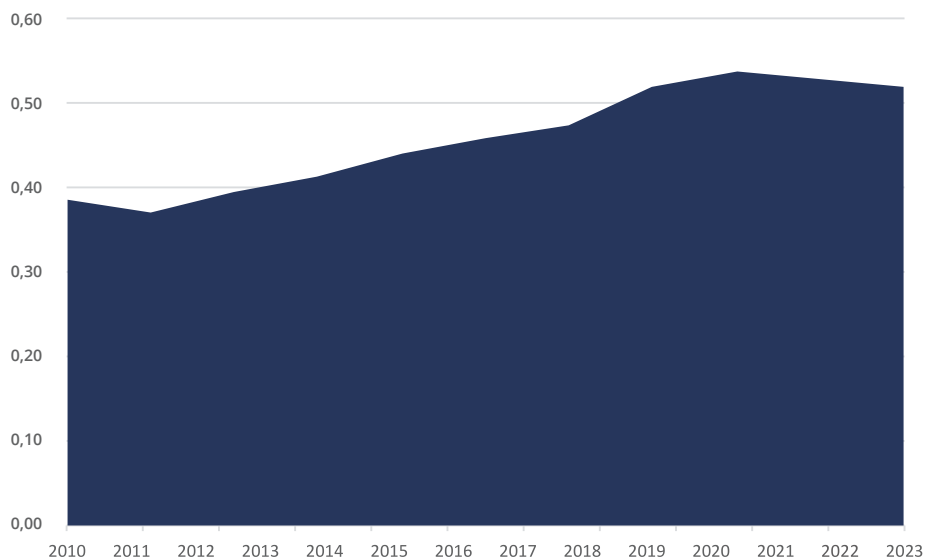
 **Net official development assistance of the autonomous and local public administrations as a proportion of GDP. Percentage**



 Net direct investment in countries receiving official development assistance	33,18 Million €
 Net official development assistance of the autonomous and local public administrations	78,48 Million €
 Net direct investment in countries receiving official development assistance as a proportion of GDP	0,04 %

Indicator 17.3.2 Volume of remittances (in United States dollars) as a proportion of total GDP

 **Volume of remittances sent abroad as a proportion of GDP. Percentage**

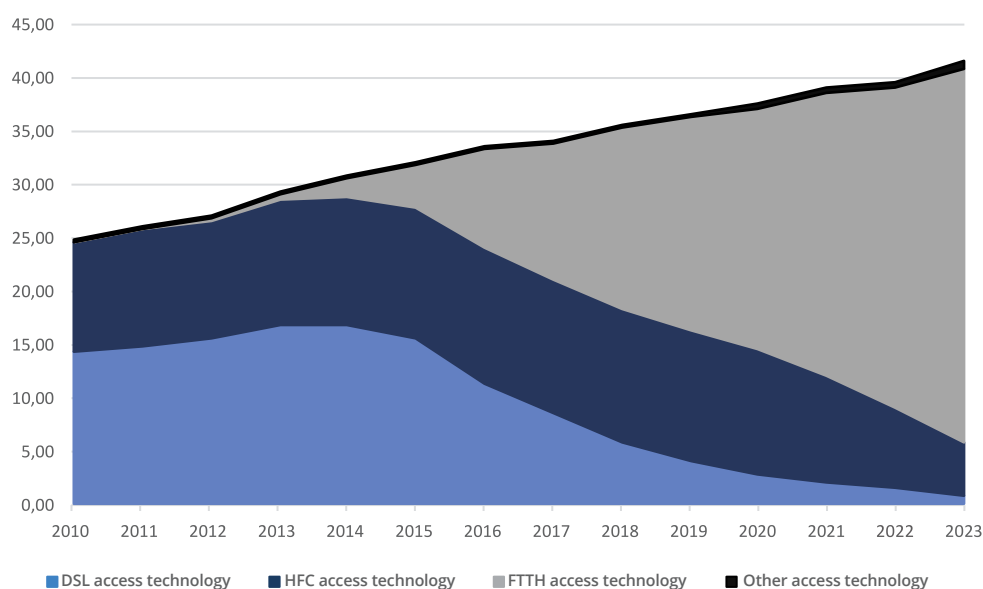


	Volume of remittances sent abroad	365,73 Millón €
---	--	------------------------

Target 17.6 Enhance North-South, South-South and triangular regional and international co-operation on and access to science, technology and innovation and enhance knowledge-sharing on mutually agreed terms, including through improved coordination among existing mechanisms, in particular at the United Nations level, and through a global technology facilitation mechanism


Indicator 17.6.1 Fixed Internet broadband subscriptions per 100 inhabitants, by speed

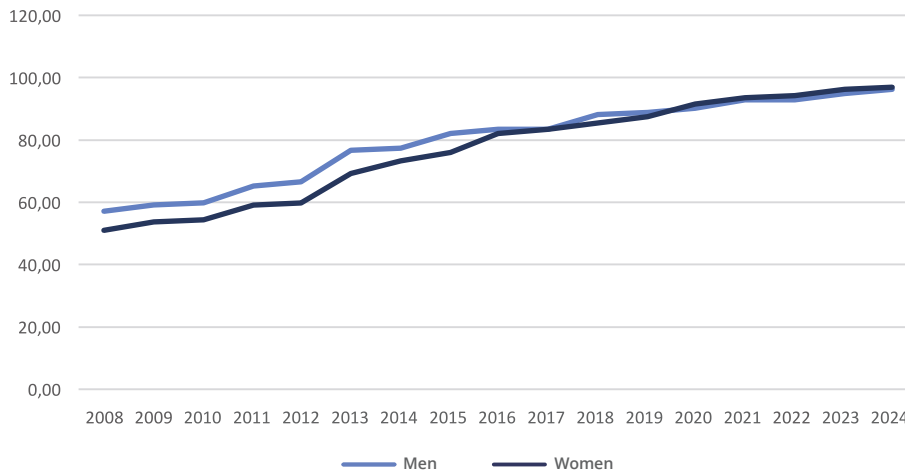
 **Number of fixed broadband lines per 100 inhabitants**



Target 17.8 Fully operationalize the technology bank and science, technology and innovation capacity-building mechanism for least developed countries by 2017 and enhance the use of enabling technology, in particular information and communications technology

Indicator 17.8.1 Proportion of individuals using the Internet

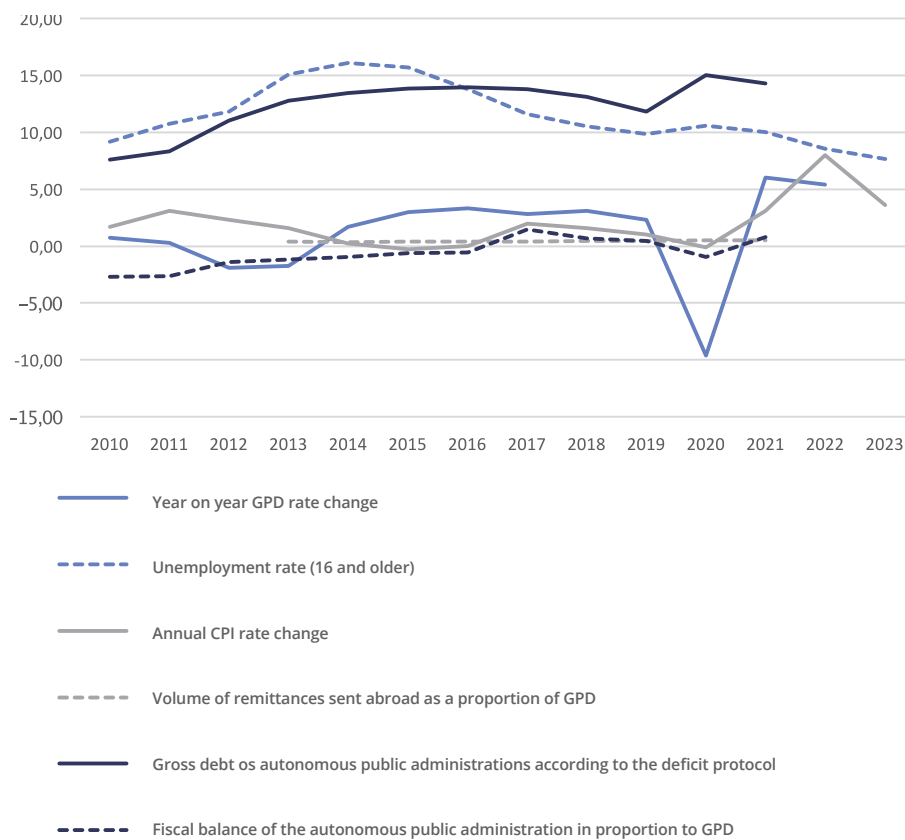
 **Proportion of people aged between 16 and 74 who have used the internet in the last three months**



Target 17.13 Enhance global macroeconomic stability, including through policy coordination and policy coherence

Indicator 17.13.1 Macroeconomic Dashboard

 **Macroeconomic Dashboard. Percentages**

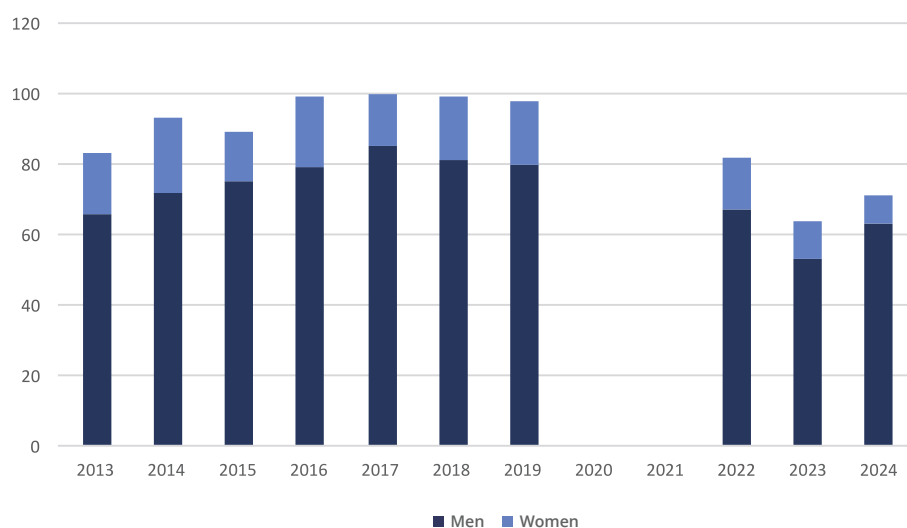


Target 17.16 Enhance the Global Partnership for Sustainable Development, complemented by multi-stakeholder partnerships that mobilize and share knowledge, expertise, technology and financial resources, to support the achievement of the Sustainable Development Targets in all countries, in particular developing countries

Indicator 17.16.1 Number of countries reporting progress in multi-stakeholder development effectiveness monitoring frameworks that support the achievement of the sustainable development goals



Young participants in the Basque Youth Cooperant Programme



Target 17.18 By 2030, enhance capacity-building support to developing countries, including for least developed countries and small island developing States, to increase significantly the availability of high-quality, timely and reliable data disaggregated by income, gender, age, race, ethnicity, migratory status, disability, geographic location and other characteristics relevant in national contexts

Indicator 17.18.2 Number of countries that have national statistical legislation that complies with the Fundamental Principles of Official Statistics



Legislation on statistics complies with the Fundamental Principles of Official Statistics

Yes

Indicator 17.18.3 Number of countries with a national statistical plan that is fully funded and under implementation, by source of funding





There is a regional statistical plan, fully funded from the general budgets of the Autonomous Community and under implementation

Yes

Target 17.19 By 2030, build on existing initiatives to develop measurements of progress on sustainable development that complement gross domestic product, and support statistical capacity-building in developing countries

Indicator 17.19.2 Proportion of countries that (a) have conducted at least one population and housing census in the last 10 years; and (b) have achieved 100 per cent birth registration and 80 per cent death registration

 At least one population and housing census has been conducted in the last 10 years	Yes
 100% of births and at least 80% of deaths have been registered	Yes

NON-REPORTED INDICATORS

Indicator 17.10.1 Worldwide weighted tariff-average

Indicator 17.11.1 Developing countries' and least developed countries' share of global exports

Indicator 17.12.1 Weighted average tariffs faced by developing countries, least developed countries and small island developing States

UNDER STUDY INDICATORS

Indicator 17.2.1 Net official development assistance, total and to least developed countries, as a proportion of the Organization for Economic Cooperation and Development (OECD) Development Assistance Committee donors' gross national income (GNI)

Indicator 17.4.1 Debt service as a proportion of exports of goods and services

Indicator 17.5.1 Number of countries that adopt and implement investment promotion regimes for developing countries, including the least developed countries

Indicator 17.7.1 Total amount of funding for developing countries to promote the development, transfer, dissemination and diffusion of environmentally sound technologies

Indicator 17.9.1 Dollar value of financial and technical assistance (including through North-South, South-South and triangular cooperation) committed to developing countries


Indicator 17.14.1 Number of countries with mechanisms in place to enhance policy coherence of sustainable development

Indicator 17.15.1 Number of countries that adopt and implement investment promotion regimes for developing countries, including the least developed countries

Indicator 17.17.1 Amount in United States dollars committed to public-private partnerships for infrastructure

Indicator 17.18.1 Statistical capacity indicator for Sustainable Development Target monitoring

Indicator 17.19.1 Dollar value of all resources made available to strengthen statistical capacity in developing countries



Agenda 2030

